

**WADE & GATTON NURSERIES
1288 GATTON ROCKS ROAD
BELLVILLE, OHIO 44813**

TELEPHONE: 419-883-3191

FAX: 419-883-3677

EMAIL: wadeandgatton@yahoo.com

WEBSITE: wadeandgattonnurseries.com



*Betula nigra 'Wade Select',
Wade Select River Birch*

Betula - The Birch Family Price List for 2011

Birch trees are a very attractive, small, ornamental tree in either multi-stemmed (clump form) with 3, 4, 5, 6, to 10 stems, or grown as a single stemmed tree (tree form). Birch provide nice filtered shade throughout the Spring and Summer seasons. Most varieties have lovely exfoliating bark with white or orange bark. The bark coloring provides exceptional interest in Winter. Birch trees are very hardy, as they have sustained -40 to -50 degrees F. here in 1992 during a record low here in the Clear Fork River Valley.


A large *Betula nigra*, River Birch used in the landscape.



Picture compliments of
J. Frank Schmidt Company.

“BETULA - THE BIRCH FAMILY”

The family of White Birch are unexcelled as an ornamental tree. Magnificent specimens can be seen in all Ohio cities. Native in northern states and Canada. Many unfortunately are falling prey to the Bronze Birch Borer after weakening by the Birch Leaf Minor. These can be prevented with proper use of insecticides and/or systemics. Resistant strains of Birch are on the market, but not in sufficient quantities to supply the markets of today. A nice, specimen birch growing in any lawn area adds great interest and value to any property. Of considerable merit and very popular are the River Birch, and a new variety well worth planting is the new Whitespire Birch.



A field of our larger
Betula nigra, River Birch
Sizes range from 14' tall to 24' tall,
multi-stemmed clumps.

***Betula nigra* ‘Heritage’, HERITAGE RIVER BIRCH (45-50’)**

Plant patent #4409. A new and exciting cultivar of *Betula nigra* is the result of a chance seedling found in 1968. This new tree is the most beautiful of all the River Birch. Has a much lighter bark color, ranging from tan to creamy-white to parchment white and foliage that is dark green and somewhat glossy. Is a vigorous, robust grower. Tolerates most growing conditions well. It develops stout branching and does not have the weeping habit of many River Birch. Is resistant to wind and ice damage, and highly resistant to Bronze Birch Borer. Fall color is a pleasing woodsy yellow. Culture: Prefers rich, humus laden soils, moist. pH 5.0 to 6.5. Sun or light shade. Zone 3. Our Experience: To date, this tree is fully as hardy and disease resistant as River Birch. Leaves are larger than River Birch, slightly coarser in overall appearance.

10-	4.50-5.00"	TF	(45" B&B&R&W)	495.00	445.00
8-	5.00-5.50"	TF	(50" B&B&R&W)	595.00	540.00
9-	5.50-6.00"	TF	(52" B&B&R&W)	745.00	689.00
10-	6.00-6.50"	TF	(54" B&B&R&W)	845.00	760.00
12-	6.50-7.00"	TF	(55" B&B&R&W)	895.00	810.00
10-	7.00-7.50"	TF	(58" B&B&R&W)	995.00	895.00



Tree Form - *Betula nigra* ‘Heritage’



Exfoliating bark on *Betula nigra* ‘Heritage’

***Betula nigra* 'Wade Select', WADE SELECT RIVER BIRCH (50' in 40 years)**

Also called Black Birch or Red Birch. Attractive peeling bark is silver-gray between reddish-brown through salmon or pinkish tan. Bark curls off in paper thin flakes, some rather large, appear torn and rugged. A very graceful tree growing somewhat pyramidal, with an ovoid top. Slender branches. Attractive yellow fall foliage color. Wood is useful for woodworking. Culture: Prefers adequate moisture as it is native of Massachusetts south to Florida, and west to Kansas, growing well in bottom floodlands. Large specimens grow to 100'. Our trees are twice transplanted. This Birch is apparently resistant to Bronze Birch Borer. One of our few semi-aquatic ornamentals that will tolerate a high water table for several weeks at a time. Grows well on many soil types. We have never noted any winter injury on this tree, even on dry high windy areas. Zone 3. pH 5.0 to 6.5.

				Special
190-	4 - 5' Clump	(19" B&B&R)	75.00	69.00
220-	5 - 6' Clump	(20" B&B&R)	99.00	89.00
135-	6 - 7' Clump	(21" B&B&R)	115.00	105.00
140-	7 - 8' Clump	(22" B&B&R)	129.00	118.00
190-	8 - 9' Clump	(24" B&B&R&W)	158.00	144.00
230-	9 -10' Clump	(26" B&B&R&W)	215.00	195.00
160-	10-11' Clump	(28" B&B&R&W)	246.00	224.00
120-	11-12' Clump	(32" B&B&R&W)	280.00	255.00
145-	12-13' Clump	(36" B&B&R&W)	294.00	260.00
110-	13-14' Clump	(42" B&B&R&W)	325.00	295.00
90-	14-15' Clump	(44" B&B&R&W)	358.00	325.00
85-	15-16' Clump	(45" B&B&R&W)	379.00	345.00
44-	16-17' Clump	(48" B&B&R&W)	432.00	375.00
35-	17-18' Clump	(52" B&B&R&W)	454.00	395.00
28-	18-19' Clump	(54" B&B&R&W)	495.00	440.00
24-	19-20' Clump	(58" B&B&R&W)	605.00	525.00
19-	20-21' Clump	(60" B&B&R&W)	685.00	595.00
20-	21-22' Clump	(62" B&B&R&W)	744.00	645.00
15-	22-23' Clump	(65" B&B&R&W)	1,029.00	895.00




Betula nigra
River Birch
14-16' Heavy
Clumps.

Betula nigra 'Wade Select', WADE SELECT RIVER BIRCH (50' in 40 years)

TREE FORM - SINGLE STEMMED RIVER BIRCH

8-	2.00-2.50"TF	(26" B&B&R&W)	195.00	175.00
5-	2.50-3.00"TF	(32" B&B&R&W)	245.00	195.00
10-	3.00-3.50"TF	(36" B&B&R&W)	295.00	245.00
8-	3.50-4.00"TF	(40" B&B&R&W)	345.00	295.00
9-	4.00-4.50"TF	(42" B&B&R&W)	375.00	340.00
8-	4.50-5.00"TF	(45" B&B&R&W)	495.00	445.00
6-	5.00-5.50"TF	(50" B&B&R&W)	595.00	540.00
6-	5.50-6.00"TF	(52" B&B&R&W)	745.00	689.00
3-	6.00-6.50"TF	(55" B&B&R&W)	845.00	760.00
18-	6.50-7.00"TF	(55" B&B&R&W)	895.00	810.00
12-	7.00-7.50"TF	(58" B&B&R&W)	995.00	895.00
4-	7.50-8.00"TF	(60" B&B&R&W)	1,190.00	1,090.00
5-	8.00-8.50"TF	(64" B&B&R&W)	1,290.00	1,170.00

* TWO STEM CLUMP RIVER BIRCH ARE PRICED AT 30% OFF CLUMP FORM PRICES *



Brian Wade with a nice, young field of *Betula nigra*, River Birch
 Sizes range from 8' to 14' tall.

***Betula papyrifera* 'Oenci', RENAISSANCE OASIS PAPER BIRCH**

The most drought tolerant of the 'Renaissance Series', it has undergone extensive testing in the southwestern Ohio heat, and is bronze birch borer resistant. The juvenile bark is an outstanding reddish bronze turning white with attractive exfoliation. This selection is outstanding in form and will be valuable as a single stem specimen or a clump. Zone 3.

Quan.	Size	Ball Size	List	*Special*
10-	7 - 8' Clumps	(22" B&B&R&W)	129.00	118.00
10-	8 - 9' Clumps	(24" B&B&R&W)	158.00	144.00
15-	9 -10' Clumps	(26" B&B&R&W)	215.00	195.00
15-	10-11' Clumps	(28" B&B&R&W)	246.00	224.00
15-	11-12' Clumps	(30" B&B&R&W)	280.00	255.00
16-	12-13' Clumps	(34" B&B&R&W)	294.00	260.00
12-	13-14' Clumps	(36" B&B&R&W)	325.00	295.00
15-	14-15' Clumps	(38" B&B&R&W)	358.00	325.00
15-	15-16' Clumps	(40" B&B&R&W)	454.00	395.00
15-	16-17' Clumps	(44" B&B&R&W)	495.00	440.00

***Betula papyrifera* 'Renci', RENAISSANCE REFLECTION PAPER BIRCH**

The first of the 'Renaissance Series', Renaissance Reflection was developed and tested in the extreme heat of southwestern Ohio and is bronze birch borer resistant. It has a pyramidal habit and a rapid growth rate. The fall color is a pleasing yellow and the bark is brilliant white. Zone 3.

10-	7 - 8' Clumps	(22" B&B&R&W)	129.00	118.00
10-	8 - 9' Clumps	(24" B&B&R&W)	158.00	144.00
15-	9 -10' Clumps	(26" B&B&R&W)	215.00	195.00
15-	10-11' Clumps	(28" B&B&R&W)	246.00	224.00
15-	11-12' Clumps	(30" B&B&R&W)	280.00	255.00
16-	12-13' Clumps	(34" B&B&R&W)	294.00	260.00
12-	13-14' Clumps	(36" B&B&R&W)	325.00	295.00
15-	14-15' Clumps	(38" B&B&R&W)	358.00	325.00
15-	15-16' Clumps	(40" B&B&R&W)	454.00	395.00
15-	16-17' Clumps	(44" B&B&R&W)	495.00	440.00



Brian Wade
with a nice, specimen,
Betula papyrifera 'Oenci',
Renaissance Oasis Paper Birch
9-10' Clump Form

***Betula papyrifera* 'Uenci, RENAISSANCE UPRIGHT PAPER BIRCH**

This variety was selected for its narrow upright habit, this plant also has a rapid growth rate, making this a great selection for clumping. It has whiet semi-exfoliating bark, golden yellow fall color and is bronze birch borer resistant. Zone 3.

10-	7 - 8' Clumps	(22" B&B&R&W)	129.00	118.00
10-	8 - 9' Clumps	(24" B&B&R&W)	158.00	144.00
15-	9 -10' Clumps	(26" B&B&R&W)	215.00	195.00
15-	10-11' Clumps	(28" B&B&R&W)	246.00	224.00
15-	11-12' Clumps	(30" B&B&R&W)	280.00	255.00
16-	12-13' Clumps	(34" B&B&R&W)	294.00	260.00
12-	13-14' Clumps	(36" B&B&R&W)	325.00	295.00
15-	14-15' Clumps	(38" B&B&R&W)	358.00	325.00
15-	15-16' Clumps	(40" B&B&R&W)	454.00	395.00
15-	16-17' Clumps	(44" B&B&R&W)	495.00	440.00



Brian Wade pictured with a field of
Betula papyrifera 'Renaissance Reflection',
8-10' Clump Form


***Betula platyphylla japonica* 'Whitespire', WHITESPIRE JAPANESE BIRCH (50-60')**

A relatively new Birch in the nursery trade. Just recently introduced into the United States from Japan and Northern China. White bark is very colorful. Branchlets are glandular, leaves are broadly triangular and ovate, truncate to subcordate. Specimens grow to 60'. Still relatively scarce. Introduced by the Evergreen Nursery Company in Wisconsin. Appears to have resistance to the Bronze Birch Borer. Bark turns white as fast as *Betula pendula*, the European White Birch, turns white faster than Canoe Birch, bark is non-exfoliating. Grows very rapidly. Culture: prefers moist, and well drained soils. Add iron if wet soil abounds, to prevent chlorosis. pH 5.5 to 6.5. Sun. Zone 4. Our Experience: Very resistant to bronze birch borere. The white bark gets whiter as the tree matures. It does not exfoliate as does the River Birch.

Quan.	Size	Ball Size	List	*Special*
40-	5 - 6' Clump Form	(20" B&B&R)	99.00	89.00
55-	6 - 7' Clump Form	(21" B&B&R)	115.00	105.00
75-	7 - 8' Clump Form	(22" B&B&R)	129.00	118.00
70-	8 - 9' Clump Form	(24" B&B&R&W)	158.00	144.00
110-	9 -10' Clump Form	(26" B&B&R&W)	215.00	195.00
95-	10-11' Clump Form	(28" B&B&R&W)	246.00	224.00
85-	11-12' Clump Form	(30" B&B&R&W)	280.00	255.00
120-	12-13' Clump Form	(32" B&B&R&W)	294.00	260.00
110 -	13-14' Clump Form	(36" B&B&R&W)	325.00	295.00
140-	14-15' Clump Form	(42" B&B&R&W)	358.00	325.00
95-	15-16' Clump Form	(44" B&B&R&W)	379.00	345.00
65-	16-17' Clump Form	(48" B&B&R&W)	432.00	375.00
44-	17-18' Clump Form	(50" B&B&R&W)	454.00	395.00
35-	18-19' Clump Form	(52" B&B&R&W)	495.00	440.00
30-	19-20' Clump Form	(54" B&B&R&W)	605.00	525.00
15-	20-21' Clump Form	(56" B&B&R&W)	685.00	595.00
8-	21-22' Clump Form	(58" B&B&R&W)	744.00	645.00
6-	22-23' Clump Form	(65" B&B&R&W)	1,029.00	895.00



*Betula
platyphylla
japonica
'Whitespire'*
14' tall Clump
The white bark
shows up well
in 6-8" of snow
in January of
2005!



Beautiful exfoliating bark
on a large
Betula nigra, River Birch



A nice clump form
Betula nigra 'Wade Select'
Wade Select River Birch
in our fields.



A three stemmed clump, 18' tall, *Betula nigra*, River Birch in front of a field of Pin Oaks in our Lower Valley along Gatton Rocks Road.

Brian Wade shown with a 12-13' tall multi-stemmed clump, heavy grade, *Betula nigra* 'Wade Select', Wade Select River Birch growing on our Bunker Hill Road farm.





Brian Wade shown with a *Betula platyphylla japonica* 'Whitespire', Whitespire Japanese Birch, 9-10' tall Clump growing on Brian's Bixler Road farm.



A young field of *Betula nigra* 'Wade Select', Wade Select River Birch growing on our Bixler Road Farm. Most in this block are 8-10' multi-stemmed clumps.