

EVERGREEN PRICE LIST



***Abies, Chamaecyparis,
Metasequoia,
Picea, Pinus,
Pseudotsuga, Taxodium,
Thuja, Tsuga***

**FIRS, FALSECYPRESS
DAWN REDWOOD, SPRUCE,
PINES, BALD CYPRESS
BORVITAE, HEMLOCK**



**Wade & Gatton Nurseries
28 Gatton Rocks Road
Bellville, Ohio 44813**

(1928 - 2011 - Our 83rd Year)

**Telephone: 419-883-3191
Fax: 419-883-3677 (24 Hour)
Email: wadeandgatton@yahoo.com
Website: wadeandgattonnurseries.com**

**Hours: 8:00 a.m. - 5:00 p.m.
Monday thru Saturday
(Closed Sundays & Holidays)**



Abies concolor
CONCOLOR FIR
(6' tall)



Pseudotsuga menziesii
DOUGLAS FIR
(10' tall)

“ABIES - THE FIRS”

A unique family of coniferous (cone-bearing) evergreens that are true aristocrats among all of the evergreens. Needles are soft, flexible and aromatic. They are a conversation tree, wherever they are seen.

They generally are slow growing. Growth rate usually being about 6 to 12 inches per year after they are 6 feet tall. A 6' tree is often 12 years old.

Abies balsamea 'Nana', DWARF BALSAM FIR (2-3' Tall x 3-4' Spr.)

A very dwarf, slow growing conifer. Grows very dense and compact. It is very hardy. Ideal for using on the edge of a mound, very suitable for rock garden locations. Culture: Must have well drained soils. Sun. pH 5.0 to 6.5. Zone 4.

**CHECK FOR CURRENT CHANGING
AVAILABILITY & PRICES....**

Abies balsamea 'Phanerolepsis', CANAAN FIR (30-70' tall)

A true fir, genetically intermediate between Fraser Fir and Balsam Fir. May be more tolerant of wetter soil and drought conditions. Slow growing. Zones 3-7.

			List	*Special*
10-	6 - 7'	(32" B&B&R&W)	134.00	124.00
12-	7 - 8'	(36" B&B&R&W)	195.00	179.00
10-	8 - 9'	(40" B&B&R&W)	248.00	224.00
12-	9 -10'	(42" B&B&R&W)	269.00	245.00
8-	10-11'	(45" B&B&R&W)	369.00	335.00
5-	11-12'	(45-50" B&B&R&W)	435.00	395.00
5-	12-13'	(45-50" B&B&R&W)	489.00	445.00
2-	13-14'	(54" B&B&R&W)	579.00	525.00
2-	14-15'	(56" B&B&R&W)	632.00	575.00

***Abies concolor*, CONCOLOR FIR (60')**

The aristocrat of all of the Evergreens. Soft needled, beautiful in every way. Truly treasured everywhere!

A narrow, pyramidally shaped, needles often blue-green. Sometimes the needles are as blue, as a good Blue Spruce. Very hardy, but plant on higher elevations, and not in low valleys here in Central Ohio.

Very resistant to heat, drought, and many plant diseases. Use as a specimen evergreen in open lawn areas, individually, or in groups of 3 or 5 spaced 12 to 15 feet apart. This conifer provides excellent skyline effects, wind barriers, and the very best backgrounds for flower and perennial beds. pH 5.5 to 7.0. Zone 4.

			List	*Special*
5-	3 - 4'	(22" B&B&R&W)	64.00	59.00
5-	4 - 5'	(24" B&B&R&W)	76.00	69.00
5-	5 - 6'	(26-28" B&B&R&W)	121.00	110.00
10-	6 - 7'	(28-32" B&B&R&W)	160.00	134.00
35-	7 - 8'	(32-36" B&B&R&W)	234.00	195.00
20-	8 - 9'	(36-42" B&B&R&W)	294.00	245.00
15-	9 -10'	(42-44" B&B&R&W)	335.00	295.00
12-	10-11'	(42-45" B&B&R&W)	485.00	420.00
10-	11-12'	(45-50" B&B&R&W)	530.00	460.00
10-	12-13'	(45-50" B&B&R&W)	565.00	490.00
4-	13-14'	(50-52" B&B&R&W)	685.00	595.00
4-	14-15'	(52-54" B&B&R&W)	750.00	650.00
5-	15-16'	(54-55" B&B&R&W)	795.00	695.00
2-	16-17'	(55-57" B&B&R&W)	905.00	785.00
2-	17-18'	(57-60" B&B&R&W)	1,090.00	940.00



***Abies fraseri*, FRASER FIR (75')**

Foliage: Blue-green in color and is very attractive. It is soft to the touch, and does not shed off, as does Hemlock or Spruce, when used as Christmas boughs or in wreath making. Its pointed top, and arching branches on older trees, make an excellent skyline effect when large. A very spectacular evergreen when planted as an individual specimen tree, or in groups of three or five, planted about eight feet apart for screens, windbreaks, dust barriers, or background plantings with flower beds in front of them. Ground covers, rhododendrons, azaleas, etc. blend well beneath and around this Fir. Needles have two white bands on the underside. The cones are purplish before they ripen. We have found that this conifer does not do well when transplanted on commercial plantings in industrial areas. Its use should be limited to small numbers on both commercial and residential plantings. Its use is valuable for variation, because it is a beautiful conifer. Our older plantings are 25-35' tall with 32 year old trees. We use the boughs extensively for our own Christmas wreath making operations. **Culture:** Fraser Fir bud out two to three weeks later in the Spring here than other Firs. This means that the leaders do not freeze out or new growth in general, as does Concolor Fir. Therefore, Fraser Firs can be grown on low laying frost areas! Prefers good, rich soil and good drainage. pH 5.5 to 6.0. One of the nicest Firs! Zone 5.

			List	*Special*
410-	2 - 3'	(20" B&B&R&W)	48.00	44.00
320-	3 - 4'	(22" B&B&R&W)	65.00	59.00
590-	4 - 5'	(24" B&B&R&W)	76.00	69.00
460-	5 - 6'	(26" B&B&R&W)	121.00	110.00
240-	6 - 7'	(28-30" B&B&R&W)	160.00	*****
45-	7 - 8'	(30-32" B&B&R&W)	234.00	*****
15-	8 - 9'	(32-36" B&B&R&W)	294.00	*****
10-	9 -10'	(36-42" B&B&R&W)	335.00	*****
10-	10-11'	(40-42" B&B&R&W)	485.00	*****
5-	11-12'	(42-44" B&B&R&W)	530.00	*****
5-	12-13'	(44" B&B&R&W)	565.00	*****
2-	13-14'	(48" B&B&R&W)	685.00	*****
5-	14-15'	(50" B&B&R&W)	750.00	*****
2-	15-16'	(55" B&B&R&W)	795.00	*****
2-	16-17'	(60" B&B&R&W)	905.00	*****
2-	17-18'	(62" B&B&R&W)	1,090.00	*****
2-	18-19'	(65" B&B&R&W)	1,240.00	*****
2-	19-20'	(70" B&B&R&W)	1,540.00	*****

Abies koreana 'Horstmann's Silberlocke',
HORSTMANN'S SILBERLOCKE KOREAN FIR
(15-30' tall)

A slow growing, rather small-statured 15-30' high, compact tree. Most notable characteristic is the rich violet-purple, some would argue blue, 2-3" long, 1" wide cones that occurs on 3-5' high plants. Appears slightly more heat tolerant than many firs, but still best in cold climates. This variety is a handsome, irregular branched form with the needles curling up and revealing the bright silver lower surface. Zone 5.

CHECK FOR CURRENT CHANGING
AVAILABILITY & PRICES....

Abies nordmanniana, NORDMANN FIR (40-60')

Very handsome Fir. Stately, elegant with almost black-green needles. Cones are 5-6" long, 1 3/4-2" wide. Zone 4.

CHECK FOR CURRENT CHANGING
AVAILABILITY & PRICES....



Van Wade pictured with a specimen 'Concolor Fir'

***Chamaecyparis* - Falsecypress and/or Cypress**

A genus of conifers, native to western and eastern North America, and eastern Asia. There are six species and several hundred cultivars, that are generally medium to large evergreens, but does include some dwarf varieties. *Chamaecyparis* are from blue, yellow, silvery and variegated colorations. Foliage is mostly flat like that of the Arborvitae.

Chamaecyparis pisifera, the Sawara Cypress, is our hardiest Cypress. They have withstood even our -40 degrees below zero F. here in Richland County, Clear Fork River Valley, Ohio in 1992.

Be sure to see our collection of *Chamaecyparis* in our Botanical Gardens.

***Chamaecyparis nootkatensis* 'Pendula', WEEPING ALASKAN CEDAR** (30' tall x 15-20' wide)

Tall growing, graceful specimen plant. A main leader grows straight up, others grow lateral and bow out with their leaders growing straight down. Nice forest green with a weeping nature. Zone 5.

6-	6 - 7' Tall	(B&B&R)	174.00
0-	7 - 8' Tall	(B&B&R)	219.00
1-	7 - 9' Tall	(B&B&R)	295.00
1-	10-12' Multi-Stemmed (BANK)	(B&B&R&W)	395.00

***Chamaecyparis obtusa*, HINOKI FALSECYPRESS** (12-15' tall x 8' wide in 15 years)

Slow growing conifer with flattened Arborvitae-like foliage. Grows broadly upright, sometimes slender. Not real hardy here in Central Ohio. Plant in protected areas with winter shade if possible. Zone 5.

10-	3 - 4'	(PH-13,21)	(#5 Container)	89.00
3-	4 - 5'	(RHOD)	(#5 Container)	110.00
2-	5 - 6'	(RHOD)	(#7 Container)	124.00

***Chamaecyparis obtusa* 'Aurea', GOLDEN HINOKI FALSECYPRESS** (15-20' tall x 6-8' wide)

Upright growing with bright yellow fans while shaded foliage is green. Open branching habit. Zone 5.

1-	6 - 7' Tree Form (BANK)	(B&B)	164.00
3-	7 - 8' Tree Form (BANK)	(B&B)	179.00

***Chamaecyparis obtusa nana 'Gracilis'*, DWARF HINOKI FALSECYPRESS**

(3-4' tall x 3-4' spread)

Dwarf and broadly conical. Densely packed branches are display dark green foliage. Very dwarf and slow growing. Excellent for patio border. Sun to partial shade. Zone 5.

4- 18-24" Wide on a 4' Standard (AP) (#10 Container) 99.00

***Chamaecyparis obtusa 'Torulosa Nana'*, TWISTED HINOKI FALSECYPRESS**

(6-10' tall x 4-8' wide)

Very compact grower becomes an upright, finely textured mound with age. Dark green, thread-like foliage is twisted with reddish stems. A slow growing conifer, but looks nice in a small garden. Prefers light shade. Zone 4-5.

5- 4 - 5' (PH-13) (#15 Container) 195.00

***Chamaecyparis pisifera 'Baby Blue'*, BABY BLUE FALSECYPRESS**

(6' tall x 4' wide in 15 years)

A Boulevard Cypress with small soft blue foliage with white highlights. New from Australia. Zone 4.

1- 15-18" (PH-13) (#3 Container) 39.00

***Chamaecyparis pisifera 'Gold Thread'*, GOLD THREAD FALSECYPRESS (5')**

A new thread-leaf golden Falsecypress. Prefers full sun, but will tolerate partial shade. Zone 5.

0-	08-10"		(#1 Container)	9.95
0-	10-12"		(#2 Container)	19.95
0-	12-15"		(#3 Container)	24.95
1-	15-18"		(#3 Container)	29.95
2-	4 - 5'	(PH-13)	(#10 Container)	195.00
2-	6-Ball - Pom Pom	(PH-13)	(Box)	325.00

***Chamaecyparis pisifera 'Lemon Thread'*, LEMON THREAD FALSECYPRESS (5')**

A fast growing, upright golden thread. A mutation of 'lutescens' with only part of the foliage being thread-like. Plant was originally found at Mitch's Nursery in 1988 in Aurora, Oregon. Full sun is best. Zone 5.

1-	18-24"	(PH-13)	(#3 Container)	34.00
2-	24-30"	(PH-13)	(#3 Container)	49.00
1-	30-36"	(PH-13)	(#3 Container)	64.00

Chamaecyparis pisifera 'Mr. Green Genes', MR. GREEN GENES FALSECYPRESS
(25-30' tall x 12-15' spread in 30 years)

A new and rare evergreen that will develop a strong, pyramidal form. Soft, bright green foliage. Slow growing. Zone 4.

1-	3 - 4'	(RHOD)	(#7 Container)	79.00
1-	4 - 5'	(RHOD)	(#7 Container)	94.00

Chamaecyparis pisifera 'Vintage Gold', VINTAGE GOLD FALSECYPRESS
(18-30" tall x 3-4' wide)

Fern-like foliage form of 'Mopps' with soft golden foliage that grows into a very strong golden mound in full sun. Holds its golden color without fading through summer and winter. Used extensively in foundation plantings, in mass or as an individual accent plant. Zone 4.

0-	8 -10"		(#1 Container)	9.95
0-	10-12"		(#2 Container)	19.95
0-	12-15"		(#3 Container)	24.95
11-	15-18"	(AP)	(#5 Container)	29.95

Chamaecyparis pisifera filifera, GREEN THREADLEAF FALSECYPRESS
(12-15' tall x 6-8' spread in 20 years)

Foliage is thread-like, and pendulous. Generally grows into a dense mound in full sun; in part shade gets taller and more loose and hope. Our tallest here is 20' tall in forty years in mostly shade. Very hardy here. Showed no burn in 1992 at -40 degrees below zero F. for 4-5 hours in a protected location in partial shade. Very useful as an accent plant or screen in sun to partial shade. Zone 4.

2-	18-24"	(PH-13)	(#4 Container)	29.95
2-	24-30"	(PH-13)	(#5 Container)	58.00
3-	30-36"	(PH-13)	(#3-7 Container)	64.00
2-	36-48"	(PH-13)	(#5 Container)	89.00
4-	48-52"	(PH-13)	(#6-10 Container)	124.00
1-	8 -10' Natural, Tree Like		(B&B&R)	195.00
2-	10-12' Natural, Tree Like		(B&B&R)	285.00
2-	12-14' Natural, Tree Like		(B&B&R)	345.00
5-	6.0-6.5' x 5-6' Wide (Redbrush)		(40-42" B&B&R&W)	495.00
4-	6.5-7.0' x 5-6' Wide (Redbrush)		(42-44" B&B&R&W)	595.00
2-	7.0-7.5' x 5-6' Wide (Redbrush)		(45-50" B&B&R&W)	745.00

Chamaecyparis pisifera filifera 'Aurea', GOLDEN FALSECYPRESS

(8-10' tall x 6-7' wide in 15 years with moderate trimming)

This form is a mix of 'Mopps' and 'Lemon Thread'. Gets larger than 'Vintage Gold'. Not as gold in color as 'Mopps' and 'Lemon Thread'. Zone 4.

5-	30-36"	(PH-13)	(#3 Container)	44.00
1-	4 - 5'	(DA)	(B&B&R&W)	144.00

Chamaecyparis pisifera filifera 'Golden Mopps',**GOLDEN MOPPS FALSECYPRESS**

(4-5' and up to 30' in 50 years)

A yellow foliated, threadleaf Sawara Cypress. Grows in a rounded mound with golden-yellow foliage. This is the brightest gold cultivar and probably the best cultivar. Has withstood severe cold here, but in open wind may slightly burn, but readily comes out of it. Many are used as foundation plantings and as specimen trees throughout the U.S.A. Can generally be kept in bounds of 4-5' for many years by pruning, but we had one get 30' tall in 50 years here. Prefers full sun to partial shade. Zone 4-5.

5-	15-18"	(PH-13)	(#4 Container)	29.95
0-	18-24"		(Container)	32.00
2-	24-30"		(#3 Container)	34.00
1-	30-36"		(#3 Container)	39.00

FIELD GROWN - 12-15 YEAR - SPECIMENS

10-	18-24" Tall - Heavy		(21-22" B&B&R&W)	84.00
12-	24-30" Tall - Heavy		(22-24" B&B&R&W)	94.00
6-	30-36" Tall - Heavy		(24-28" B&B&R&W)	144.00
8-	36-42" Tall - Heavy		(26-30" B&B&R&W)	164.00
2-	42-48" Tall - Heavy		(28-32" B&B&R&W)	190.00
1-	48-52" Tall - Heavy		(32-38" B&B&R&W)	240.00

Chamaecyparis pisifera filifera 'Nana Aurea', DWARF GOLDEN FALSECYPRESS

(24-30" tall x 30" wide)

A dwarf golden form of thread-branch Cypress. Plant is a round, dwarf mound. Foliage is gold and green inside. Foliage is like strings coming out of the top of a plant and resembles a mop upside down. Prefers full sun. Zone 4.

2-	15-18"	(AP)	(#4 Container)	34.00
6-	24-30"	(PH-13)	(#3-4 Container)	39.00

***Metasequoia glytostroboides*, DAWN REDWOOD (30')**

A pyramidal, narrow growing conifer having very beautiful bright green and unusual, soft fernlike foliage. This tree was thought to have been extinct since ancient times, but recently a rare discovery was made of this tree. It was discovered growing in a remote region of China in 1945. Previously, it had been known only as a fossil, dating back to 50 million years ago. Appears to be relatively carefree, as we have not observed any notable insect or disease problems. Fall coloring ranges from bronzy-pink to a golden apricot. It is a fast, strong grower. It is deciduous, thus losing its leaves in Autumn. Culture: Will grow in any soil, prefers good drainage. pH 5.0 to 6.5. Sun or semi-shade. It is deep rooted and thereby can be recommended for home gardens to plant perennials like Hostas and shade loving plants under. Zone 4.

Inventory Available	Caliper	Ball Size	Each Price
5-	1.50-1.75"	(22-24" B&B&R&W)	124.00
5-	1.75-2.00"	(24-26" B&B&R&W)	145.00
4-	2.00-2.50"	(26-28" B&B&R&W)	195.00
5-	2.50-3.00"	(28-32" B&B&R&W)	245.00
5-	3.00-3.50"	(34-38" B&B&R&W)	295.00
8-	3.50-4.00"	(38-42" B&B&R&W)	345.00
6-	4.00-4.50"	(42-44" B&B&R&W)	445.00
4-	4.50-5.00"	(44-48" B&B&R&W)	540.00
4-	5.00-5.50"	(48-50" B&B&R&W)	590.00
8-	5.50-6.00"	(50-52" B&B&R&W)	640.00
15-	6.00-6.50"	(52-60" B&B&R&W)	695.00
4-	6.50-7.00"	(60-65" B&B&R&W)	795.00
1-	7.00-7.50"	(65-68" B&B&R&W)	895.00
2-	7.50-8.00"	(68-70" B&B&R&W)	995.00
2-	8.00-8.50"	(70-75" B&B&R&W)	1,040.00
3-	8.50-9.00"	(75-80" B&B&R&W)	1,290.00
4-	9.00-9.50"	(80-85" B&B&R&W)	1,440.00
3-	9.50-10.00"	(85-90" B&B&R&W)	1,695.00
4-	10.00-11.00"	(90"+ B&B&R&W)	1,995.00

Larger sizes are available from 10" up to 12". Check with us on prices and digging methods, as well as delivery and or planting costs.



“PICEA - THE SPRUCE”

We are currently growing many species, hybrids and cultivars of Spruce. It seems we are always expanding the Spruces to cover more and more varieties. Spruce are so very popular for commercial landscaping and the home owners seem to always want them.

This listing of Spruce attempts to establish some horticultural standards for balling and burlapping Spruce.

Spruce are slow growing conifers and many years are required to produce a nice saleable tree.

Please feel free to visit us anytime! We will roll out the welcome mat for you!

Picea abies, NORWAY SPRUCE (20' tall with moderate pruning when young, and 10' wide in 20 years)

The Norway Spruce is an excellent pyramidal shape, long lived evergreen. It has dark green, short needles. Used principally for background plantings to establish windbreaks, screens, and barriers for dust and sound. They provide an excellent visual barrier when used in groups. They often are used as an individual specimen tree.

The Norway Spruce is a very useful tree that will help our bird population. The dense branching in the interior of the tree is a common roosting place during evening hours for many varieties of birds. They hide here, and very often nest here also. Doves find Norway Spruce very inviting, as well as many other useful birds.

Attains great size with age. Specimens to 70' are not too uncommon. Many are dwarfed by hedging and trimming, and can be kept small by trimming. Trees over 20' are often 20 years old and more. Thirty foot specimen trees usually are 30 to 35 years old. Cones are 4 to 6" long.

Culture: Prefers good soil drainage in a medium, moist soil. Very hardy and will tolerate sub-zero temperatures. pH 5.0 to 6.5. Sun or partial shade. Zone 2.

			List	*Special*
220-	3 - 4'	(22-23" B&B&R&W)	54.00	52.00
210-	4 - 5'	(24-25" B&B&R&W)	64.00	59.00
60-	5 - 6'	(26-27" B&B&R&W)	89.00	*****
15-	6 - 7'	(28" B&B&R&W)	124.00	*****
10-	7 - 8'	(32" B&B&R&W)	174.00	*****
10-	8 - 9'	(36" B&B&R&W)	195.00	*****
4-	9 -10'	(40" B&B&R&W)	235.00	*****
1-	10-11'	(42-44" B&B&R&W)	345.00	*****
1-	11-12'	(44-48" B&B&R&W)	395.00	*****
0-	12-13'	(48-50" B&B&R&W)	440.00	*****
0-	13-14'	(50-55" B&B&R&W)	495.00	*****

***Picea abies* 'Little Gem', LITTLE GEM NORWAY SPRUCE (1' x 1')**

A very dwarf, dense, bun shaped evergreen. Excellent for rock gardens and small gardens in full sunshine and with good drainage. With tiny needles and a very dense habit, this miniature version of 'Nidiformis' is simply a wonderful plant. Originating as a witch's broom on a 'Nidiformis' around 1958, it has become an extremely popular plant, useful in a variety of garden situations with its "living rock" appearance. Zone 4.


***Picea abies* 'Mucronata', MUCRONATA NORWAY SPRUCE (3-6' in 10 years)**

A dark green, compact form with large brown buds prominently displayed above its thick stiff shoots. Growing slowly, 3-6" per year, in an irregular mounding habit when young, the rate of growth accelerates as the plant matures. This eventually develops a leader with several sub-leaders. Zone 4.

***Picea abies* 'Nidiformis', BIRD'S NEST SPRUCE (3'-6' in 10 years)**

Best known of the nest types. A flat topped, spreading spruce with dense, horizontal layers of branches, much wider than tall. A refreshing, light green color. A dwarf form of Norway Spruce. Very excellent for formal rock gardens, or a low evergreen planting. Naturally grows very dense, compact, spreading into a mound like nest. Grows approximately 3-6" per year. Zone 2.


**CHECK FOR CURRENT CHANGING
AVAILABILITY & PRICES....**



Picea abies 'Pendula', WEEPING NORWAY SPRUCE
(15' in 10 years)

The dark green weeping Norway Spruce can be easily grown, staked, and trained into an upright specimen, or allowed to grow as an undulating ground cover, hanging over slopes and walls. For an original solution to an age-old landscape predicament, plant a row of 'Pendula' alongside a stake-and-wire support where they can be easily trained into a narrow 'living fence'. A very rare and beautiful form of Norway Spruce primarily used as a specimen or accent ornamental tree. Very pendulous weeping branches are dark green. Grows with an erect leader with a full skirt. Culture: Prefers full sun. Zone 2.

**CHECK FOR CURRENT CHANGING
AVAILABILITY & PRICES....**



Picea abies 'Pumila', PUMILA DWARF NORWAY SPRUCE (3' Tall x 4' Wide)

Short, dark green foliage on a very uniformly branched plant. Globose habit when young, spreading with age. Differs from the flatter, "nest" types with its rounded habit, all shoots uniformly pointing out or up. New growth appears later on 'Pumila' than other nest type spruce. A dark green, dwarf, globose Norway Spruce with stiff branchlets that radiate. A real gem! Grows about 3-6" per year. Prefers full sun. Zone 3.

**CHECK FOR CURRENT CHANGING
AVAILABILITY & PRICES....**

Picea abies 'Will's Zwerg Form', WILL'S ZWERG FORM NORWAY SPRUCE
(6-15' in 10 years)

A densely conical, upright tree that is a semi-dwarf. It will eventually reach 2 meters high in around 30 years. The new growth is a nice light green that proceeds to get much darker with age. It was developed around 1936 in Germany and introduced in 1956. Zone 3.

**CHECK FOR CURRENT CHANGING
AVAILABILITY & PRICES....**

Picea bicolor 'Howells Dwarf Tiger Tail', HOWELLS DWARF TIGER TAIL SPRUCE
(6' tall x 3' spread)

The most colorful of all bicolours. A flat-topped bush when young, it can be maintained in this form by pruning upward growing shoots which emanate from rose-purple buds. Eventually develops into a pyramidal tree if leader is not pruned out. A unique color combination with bright silver-blue on the undersides of the needles, green on top, and the most exposed, upper needle surfaces tinted yellow. A broad globe later turning pyramidal in shape with nice green and blue needles. Zone 5.

**CHECK FOR CURRENT CHANGING
AVAILABILITY & PRICES....**



**A field of
Abies concolor
Concolor Fir
(10-12' tall)**

***Picea glauca*, WHITE SPRUCE**

(20' tall x 10-12' wide in 22 years, with only slight pruning in younger

Very symmetrically shaped, short-needed evergreen with dense, gray-green foliage. Normally grows in a broad base with a pyramidal shaped top. Will grow and adapt to almost any soil condition. Tolerant of sub-zero temperatures. Will not grow as large as the Norway Spruce. As in Norway Spruce, the foliage is dense, even denser, and provides nesting and roosting places for birds. These make excellent windbreaks and large screens. They are attractive planted in groupings on large lawn areas, parks, golf courses, etc. They are fairly fibrous rooted and transplant readily, more readily than most cone bearing trees. They will withstand windy and calcium chloride areas along roadways. They will not winter burn in the least, even in extra severe and cold winters.

Culture: Prefers good rich medium loamy soils, tolerates silt clay, shale stone mixed with some clay. Tolerates moisture better than *Picea abies*, but requires adequate fertility to maintain appearance. Give good drainage. Prefers pH 6.0 to 7.0. Sun or partial shade. Zone 2.

5-	7 - 8'	(30-32" B&B&R&W)	174.00
5-	8 - 9'	(34-36" B&B&R&W)	240.00
5-	9 -10'	(36-40" B&B&R&W)	320.00
10-	10-11'	(40-44" B&B&R&W)	340.00
10-	11-12'	(42-46" B&B&R&W)	360.00
5-	12-13'	(44-48" B&B&R&W)	440.00



Picea glauca,
White Spruce

***Picea glauca* 'Conica', ALBERTA SPRUCE**
 (6' tall x 3' wide in 15 years)

The dwarf Alberta Spruce may well be the most popular dwarf conifer in cultivation. Basic conifer for your home landscape. Excellent subject for a wide range of topiary forms. This conical plant with fine, dense, grass-green foliage was found at the Arnold Arboretum in 1904 at Lake Leggan, Alberta, Canada. A very slow growing, miniature, bright green Spruce. Normally compact in nature and requires very little pruning. Culture: Prefers sun or only light shade, medium loam and some moisture. pH 5.0 to 6.5. Zone 2.

33-	24-30"	(Container)	29.00
79-	36-48"	(Container)	49.00
40-	4 - 5'	(Container)	89.00
0-	5 - 6'	(Container)	95.00
7-	6 - 7'	(Container)	115.00
2-	7 - 8'	(Container)	129.00

FIELD GROWN ALBERTA SPRUCE

5-	5 - 6'	Extra Heavy, Full	(36" B&B&R&W)	195.00
2-	6 - 7'	Extra Heavy, Full	(40" B&B&R&W)	295.00
2-	7 - 8'	Extra Heavy, Full	(42" B&B&R&W)	345.00



Picea glauca 'Jean's Dilly', JEAN'S DILLY SPRUCE (3-6' in 10 years)

Pronounced John's Dilly. Extraordinary selection differing from *Picea abies* 'Conica' in being smaller, with shorter, thinner needles. During the growing season, needles at the end of the shoots are arranged in distinctive twist. Spring growth also starts 3-4 weeks later and plants grow at two-thirds the rate of 'Conica'. Definition of dilly: "one that is outstanding or remarkable." Upright, narrow growth habit. Grows 3-6" per year. Zone 4.

CHECK FOR CURRENT CHANGING
AVAILABILITY & PRICES....

Picea omorika, SERBIAN SPRUCE (15' x 7' in 18 years)

A pyramidal, fairly slow growing conifer. Narrower growing than Black Hills or White Spruce. Needles are glossy green above and bluish beneath, and are smaller than other Spruces and are arranged all around the branchlet. Secondary smaller branchlets appear to hang or weep and appear pendulous attached to the wide or major branches that appear to gently sweep upward. An excellent, unusual specimen evergreen when established. Culture: Prefers good drainage with moisture, and requires good permeable soils. Good fertility is required for best needle coloring. Requires ample moisture during dry months. pH 6.0 to 7.0. Sun or partial shade. Zone 3. A rare tree! All trees are hand dug!

65-	3 - 4'	(22" B&B&R&W)	89.00
60-	4 - 5'	(24" B&B&R&W)	124.00
40-	5 - 6' XHvy.	(26" B&B&R&W)	145.00
20-	6 - 7' XHvy.	(30-34" B&B&R&W)	195.00
15-	7 - 8' XHvy.	(36-40" B&B&R&W)	245.00
24-	8 - 9' XHvy.	(40-44" B&B&R&W)	395.00
18-	9 -10' XHvy.	(44-48" B&B&R&W)	440.00
15-	10-11' Heavy	(44-50" B&B&R&W)	495.00
10-	11-12' Heavy	(44-50" B&B&R&W)	520.00
10-	12-13'	(44-50" B&B&R&W)	545.00
5-	13-14'	(50" B&B&R&W)	595.00
4-	14-15'	(52" B&B&R&W)	640.00
4-	15-16'	(54" B&B&R&W)	690.00
2-	16-17'	(55-57" B&B&R&W)	895.00
2-	17-18'	(58-60" B&B&R&W)	990.00

CONTAINER GROWN SERBIAN SPRUCE

				Special
4-	7 - 8' Light Grade	(#10 Container)	95.00	49.00
10-	8 - 9' Light Grade	(#10 Container)	95.00	49.00
2-	9 - 10' Light Grade	(#10 Container)	115.00	59.00



Picea omorika,
SERBIAN SPRUCE

***Picea omorika* 'Nana', DWARF SERBIAN SPRUCE (3' tall x 3' wide in 10 year)**

The Dwarf Serbian Spruce is a mutation that is dwarf, and in very old age will reach only about 3 meters. The growth is globose to broadly pyramidal in habit with nice bicolor foliage. This will vary when young with some being globose and others being pyramidal. It is becoming very popular in modern landscaping due to its low maintenance requirements. Prefers full sun. Zone 3.

1-	15-18"	(PH-22)	(#3 Container)	89.00
0-	18-24"		(#3 Container)	98.00
1-	24-30"	(PH-22)	(#5 Container)	110.00
2-	36-48"	(PH-22)	(#7 Container)	144.00
1-	36-48" on 30" Std.	(PH-13)	(#10 Container)	345.00

***Picea omorika* 'Pendula', WEEPING SERBIAN SPRUCE**

A weeping form of Serbian Spruce. Blue and green needles on an upright, very narrow tree with all branches weeping down. Very nice two inch purple cones. Looks better as it matures. Looks as though snow should be drifting. Full sun. Zone 4.

4-	30-36"	(PH-20, RHOD)	(Container)	114.00
6-	36-48"	(PH-20, RHOD)	(Container)	144.00
4-	4 - 5'	(RHOD)	(Container)	154.00



Picea omorika, Serbian Spruce
7-8' tall being ribboned for a customer
by Brian Wade.

***Picea pungens*, COLORADO GREEN SPRUCE (60')**

A 5-6' landscape sized, well shaped tree is about 12-13 years old. You may expect this 5-6' tree to be about 18' tall by 10' wide in 18 more years. Ultimate height is 60' in another 45 years, thus a 60' tree can be 75 years old.

A pyramidal shaped conifer. Short needles are sharply pointed. Compact grower with moderate shaping. Green needles, somewhat bluish-gray green. Blue needled trees are graded as *Picea pungens glauca*. Culture: Easily grown in most any soil conditions. Naturally grows best in better soil conditions. Tolerates soils too wet for most other *Picea*. Tolerates wind, dry slopes and banks, and adverse city conditions. Prefers a silt clay soil, tolerates some loamy clays, shale deposits, rocky or gravelly soils. Very hardy. Appears to tolerate winds and salts better than previously believed. pH 5.0 to 6.5. Sun or light shade. Zone 3.

CONTAINER GROWN COLORADO GREEN SPRUCE

1-	3 - 4' Light	(#7 Container)	34.00
5-	4 - 5' Light	(#7 Container)	44.00
13-	5 - 6' Light	(#7 Container)	59.00
8-	6 - 7' Light	(#7 Container)	64.00
1-	7 - 8' Light	(#7 Container)	69.00

FIELD GROWN - TRANSPLANTED - SPECIMEN COLORADO SPRUCE

20-	3 - 4'	(24" B&B&R&W)	49.00
25-	4 - 5'	(24-26" B&B&R&W)	64.00
15-	5 - 6'	(26-28" B&B&R&W)	89.00
20-	6 - 7'	(28-32" B&B&R&W)	124.00
30-	7 - 8' Hvy.	(32-36" B&B&R&W)	174.00
25-	8 - 9' Hvy.	(36-42" B&B&R&W)	195.00
15-	9 -10'	(42-44" B&B&R&W)	245.00
20-	10-11'	(42-45" B&B&R&W)	295.00
15-	11-12'	(45-50" B&B&R&W)	325.00
14-	12-13'	(45-50" B&B&R&W)	395.00
10-	13-14'	(50-52" B&B&R&W)	495.00
9-	14-15'	(52-54" B&B&R&W)	545.00
5-	15-16'	(54-56" B&B&R&W)	595.00
5-	16-17'	(55-58" B&B&R&W)	645.00
2-	17-18'	(58-62" B&B&R&W)	895.00
2-	18-19'	(60-65" B&B&R&W)	1,075.00
2-	19-20'	(65-80" B&B&R&W)	1,490.00
2-	20-21'	(85-90" B&B&R&W)	1,990.00
2-	21-22'	(85-90" B&B&R&W)	2,440.00

Picea pungens glauca, COLORADO BLUE SPRUCE (60')

Bluish-green to almost blue needles. Bluer than *Picea pungens*, but not as blue as the 'Shiner'. The *Picea pungens* are almost near green, these are definitely a blue lot, as they are selected out of the same blocks. These make very excellent specimen evergreens. Plant by themselves and they will grow full, bushy, with a straight central leader. In groups they are used extensively for skyline effects, background for other flowering plants, windbreaks, visual screens, sound barriers, dust barriers, and successfully block and reduce decibel levels of sound quite effectively. Culture: Tolerates silty clay and semi wet soils. Prefers better conditions, and a pH of 6.0 to 7.0. Sun or partial shade. Zone 3.

5-	3 - 4'	(24" B&B&R&W)	69.00
5-	4 - 5'	(24-26" B&B&R&W)	79.00
10-	5 - 6'	(26-28" B&B&R&W)	95.00
12-	6 - 7'	(28-30" B&B&R&W)	144.00
30-	7 - 8'	(32-36" B&B&R&W)	195.00
40-	8 - 9'	(36-42" B&B&R&W)	240.00
55-	9 -10'	(42-44" B&B&R&W)	320.00
60-	10-11'	(42-45" B&B&R&W)	340.00
75-	11-12'	(45-50" B&B&R&W)	395.00
15-	12-13'	(45-50" B&B&R&W)	440.00
10-	13-14'	(50-52" B&B&R&W)	525.00
12-	14-15'	(52-54" B&B&R&W)	595.00
3-	15-16'	(54-56" B&B&R&W)	690.00
4-	16-17'	(55-58" B&B&R&W)	740.00
2-	17-18'	(58-62" B&B&R&W)	990.00
4-	18-19'	(60-65" B&B&R&W)	1,150.00
3-	19-20'	(65-80" B&B&R&W)	1,740.00
3-	20-21'	(85-90" B&B&R&W)	2,250.00



***Picea pungens glauca* 'Blue Wonder', BLUE WONDER BLUE SPRUCE (100')**

A dense conical evergreen with stout, prickly, 3/4-1 1/4" needles, which are 95% blue in color. The most adaptable of the spruces, it prefers rich, moist soil in full sun and also thrives in dry, well drained sites. It has a medium growth rate and will grow to a height of 100'. Valued as an ornamental windbreak or Christmas tree.

***Picea pungens glauca* 'Fastigiata', UPRIGHT BLUE SPRUCE (15' in 10 years)**

This cultivar is very popular due to its extremely narrow columnar habit. It is an excellent choice for the small garden, in the tight restricted area in a city garden or any place where a strong vertical statement is needed.

***Picea pungens glauca* 'Fat Albert',
FAT ALBERT COLORADO BLUE SPRUCE
(15' in 10 years)**

An outstanding blue-needled tree with a naturally straight leader and well-shaped form. With its strong apical dominance, 'Fat Albert' makes the perfect, predictable blue spruce! Requires no staking or training, creating a beautiful pyramid both as a young plant and mature tree. An extra heavy, dense, upright growing Blue Spruce.

2-	4 - 5'	(Container or B&B)	124.00
2-	5 - 6'	(Container or B&B)	145.00
2-	6 - 7'	(Container or B&B)	195.00
2-	7 - 8'	(B&B&R)	245.00
4-	8 -10'	(B&B&R)	395.00
1-	10-12'	(B&B&R)	495.00

***Picea pungens glauca* 'Globosa', GLOBE BLUE SPRUCE (2'Tall x 2' Wide)**

Possibly the best-known dwarf blue spruce. One of the similarly dwarf, compact blue spruces, indistinguishable from 'R. H. Montgomery'. To maintain the desired globose or spreading habit, prune out any upright or vigorous shoots. A dwarf, compact, dense, globose Conifer with good blue color. Grows 2' tall x 2' wide. Prefers full sun. Zone 2.

6-	4 - 5' Wide x 3' Tall Specimens	240.00
1-	5 - 6' Wide x 3' Tall Specimen	325.00
1-	6 - 7' Wide - Specimen	390.00
1-	6 - 7' Tall- Specimen	390.00
3-	24-30" Spread - 15-24" Standard	124.00

***Picea pungens glauca 'Hoopsi'*, HOOPSI BLUE SPRUCE
(25' tall x 10' wide in 30 years)**

A grafted, relatively rare and unusual form of Blue Spruce with deep blue needles. This is the bluest of all the Blue Spruce that we know of. They are slow growing and make up fairly slowly. They require light pruning annually in June, trimming only small amounts from terminal and longer lateral branches. Truly the aristocrat of the blues! Color holds all year and absolutely is an accent tree. Culture: Prefers good drainage. pH 6.0 to 6.5. Sun only. All trees are hand dug or container grown. Trees are usually not as full and compact as regular Blue Spruces when growing, but they are bluer in color.

1-	7 - 8'	(Triangle Area)	(B&B&R&W)	245.00
2-	8 -10'	(Triangle Area)	(B&B&R&W)	440.00
1-	10-12'	(Triangle Area)	(B&B&R&W)	520.00
1-	12-14'	(Triangle Area)	(B&B&R&W)	545.00
1-	12-14'	4.00-4.50''	(B&B&R&W)	545.00

***Picea pungens glauca 'Pendula'*, WEEPING BLUE SPRUCE**

The Weeping Blue Spruce is a slow growing, irregularly shaped tree with downswept branches creating a nice weeping effect. The foliage is a superb silver-blue-white color that can brighten up any landscape. Height and width depend upon training. Superb specimen conifer. Prefers full sun. Zone 2.

**CHECK OUR OFFICE FOR CURRENT CHANGING
AVAILABILITY & PRICES....**

***Picea pungens glauca 'R. H. Montgomery'*, R. H. MONTGOMERY BLUE SPRUCE
(2' tall x 2' spread)**

Another of the globe-shaped, compact blue spruces, similar to *P. pungens* 'Globosa', growing into a broad, pyramid shaped when mature. This miniature, very compact form is slow growing and will grow slightly taller than wine with a broad pyramidal habit. The color is a nice bright grayish-blue. Great selection for the small garden. Full sun. Zone 2.

**CHECK OUR OFFICE FOR CURRENT CHANGING
AVAILABILITY & PRICES....**

Picea pungens glauca 'Seed Orchard'
SEED ORCHARD COLORADO BLUE SPRUCE (60')

Selected strain of Blue Spruce with bluish-green to almost blue needles. Bluer than *Picea pungens*, but not as blue as the 'Shiner'. The *Picea pungens* are almost near green, these are definitely a blue lot, as they are selected out of the same blocks. These make very excellent specimen evergreens. Plant by themselves and they will grow full, bushy, with a straight central leader. In groups they are used extensively for skyline effects, background for other flowering plants, windbreaks, visual screens, sound barriers, dust barriers, and successfully block and reduce decibel levels of sound quite effectively. Culture: Tolerates silty clay and semi wet soils. Prefers better conditions, and a pH of 6.0 to 7.0. Sun or partial shade. Zone 3.

4-	4 - 5' Light Grade (H-Area)	(#7 Container)	44.00
7-	5 - 6' Light Grade (H-Area)	(#7 Container)	59.00
5-	6 - 7' Light Grade (H-Area)	(#7 Container)	69.00
1-	7 - 8' Light Grade (H-Area)	(#7 Container)	79.00



A 6' tall,
Picea pungens glauca,
 Colorado Blue Spruce

**A picture our our
Picea pungens glauca,
Colorado Blue Spruce
in July of 2007**



Picea pungens glauca 'Shiner'
SHINER COLORADO BLUE SPRUCE (60')

Selected strain of Blue Spruce with distinctly blue needles. These make very excellent specimen evergreens. Plant by themselves and they will grow full, bushy, with a straight central leader. In groups they are used extensively for skyline effects, background for other flowering plants, windbreaks, visual screens, sound barriers, dust barriers, and successfully block and reduce decibel levels of sound quite effectively. Culture: Tolerates silty clay and semi wet soils. Prefers better conditions, and a pH of 6.0 to 7.0. Sun or partial shade. Zone 3.

5-	3 - 4'	(24" B&B&R&W)	89.00
5-	4 - 5'	(24-26" B&B&R&W)	124.00
4-	5 - 6'	(26-28" B&B&R&W)	145.00
4-	6 - 7'	(28-30" B&B&R&W)	195.00
5-	7 - 8'	(32-36" B&B&R&W)	245.00
10-	8 - 9'	(36-42" B&B&R&W)	395.00
8-	9 -10'	(42-44" B&B&R&W)	440.00
8-	10-11'	(42-45" B&B&R&W)	495.00
4-	11-12'	(45-50" B&B&R&W)	520.00
4-	12-13'	(45-50" B&B&R&W)	545.00
3-	13-14'	(50-52" B&B&R&W)	595.00
3-	14-15'	(52-54" B&B&R&W)	640.00
2-	15-16'	(54-56" B&B&R&W)	690.00
2-	16-17'	(55-58" B&B&R&W)	790.00



“PINUS - THE PINE FAMILY”

A large family of cone bearing, needled evergreens. Usually conical and large growing, but many dwarf and unusual forms are available, which add greatly to the well landscaped home or commercial plantings.

The Pines are of great significance and importance to the landscape industry today. For the home owner they provide well needed privacy requirements, windbreaks, sound and dust barriers, just to name a few.



Pinus strobus
EASTERN WHITE PINE

***Pinus bungeana*, LACEBARK PINE**

It has a small, densely branched, often multi-stemmed habit with beautiful bark that makes it perfect for the smaller garden. The flaking bark creates a beautiful patch-work of color (white with red-brown, gray, green) underneath. The needles are a nice dark green color and occur three to a bundle. Zone 5.

1-	10-12'	(Triangle Area)	(B&B&R&W)	495.00
0-	12-14'		(B&B&R&W)	695.00
1-	14-16'		(B&B&R&W)	745.00

***Pinus cembra* 'Glauca', BLUE SWISS STONE PINE (15' in 10 years)**

A selection of the 'Arolia Pine' with much bluer needles than the species. This selection is dense and has a glow growing rate with a real good columnar form and a nice blue-green color. Under used in modern landscapes. Grows 3-6" per year. Zone 4.

1-	24-30"	(Sales Area)	(Container)	59.00
2-	30-36"	(Sales Area)	(Container)	79.00

***Pinus cembra* 'Blue Mound', BLUE MOUND SWISS STONE PINE (3' tall x 2' spread)**

This variety has a very tight conical shape with nice silver-blue needles. It was selected for its dwarf rate of growth, about 1/4th as slow as *P. cembra glauca*, its nice blue foliage and low mounding habit when you. This plant is a real rock garden gem and is becoming more popular all the time. Zones 4-7.

**CHECK FOR CURRENT CHANGING
AVAILABILITY & PRICES....**



***Pinus bungeana*, LACEBARK PINE**

***Pinus densiflora* 'Low Glow', LOW GLOW JAPANESE RED PINE (3-6' in 10 years)**

This selection was introduced by Dr. Sid Waxman of the University of Connecticut. It will grow into a nice flattened, dwarf globe with nice bright green needles. A wonderful eye-catching selection for the modern landscape. Zone 5.

**CHECK FOR CURRENT CHANGING
AVAILABILITY & PRICES....**

***Pinus densiflora* 'Oculus Draconis', DRAGON'S EYE PINE**

A rare and unusual form of Japanese Red Pine. There are two needles to a clump as is its American counterpart *Pinus resinosa*, the American Red Pine. Needles are 3-5" long, slightly twisted, each needle has two yellow lines, alternately with yellow and green rings. These are especially attractive in Summer and late Autumn. Grows 1 to 2' per year and here, one occupies a special place here in our Hosta garden, called the Dragon's Eye Garden. Zone 3-7.

**CHECK FOR CURRENT CHANGING
AVAILABILITY & PRICES....**

***Pinus densiflora* 'Umbraculifera', TANYOSHO PINE**

A dwarf, short needled pine. Dense, compact grower. Ours are on 24" standards, have a wide, compact head, somewhat rounded atop a 24" single straight stem. Keep pruned into a flat head (umbrella-like) by candle pruning each June, as the candles become elongated, trim them off by about one-half. Good green color. Bears cones quite readily when young. Young plants bear many cones and are radically dispersed all over the stem. Sometimes called 'Japanese Umbrella Pine', parent species called Japanese Red Pine. A compact, dwarf, flat-topped rounded head. Unique and fascinating! Culture: Prefers good fertile soil and good permeable soil. Zone 5.

**CHECK FOR CURRENT CHANGING
AVAILABILITY & PRICES....**



***Pinus densiflora* 'Jan Kluis',
JAN KLUIS JAPANESE RED PINE**

***Pinus densiflora* 'Jan Kluis', JAN KLUIS JAPANESE RED PINE
(3-6' in 10 years)**

This globose, flat-topped pine has very straight, stiff, mid-green needles which are held radially around the stem. The stems are light-tan, and are also quite stiff. A very ornamental looking plant. Zone 5.

***Pinus flexilis* 'Cessarini Blue', CESSARINI BLUE LIMBER PINE (6-15' in 10 years)**

A distinct bluer form of Limber Pine. Takes well to shearing if needed to be kept compact. The shape is a broad upright and should grow a little less than 1' per year once established. Zone 3.

***Pinus flexilis* 'Vanderwolf's Pyramid',
VANDERWOLF'S PYRAMID LIMBER PINE (8' tall x 5' spread)**

A perfect plant for all landscapes. This beautiful pine is a tightly branched, fast growing durable plant. It has blue-green, dense foliage that looks spectacular when covered with a light frost. Has a dense, pyramidal shape and is an ideal choice as a specimen, screen or hedge. This pine's soft texture and blue color contrasts well with ornamental grass plantings, and helps provide a background for flowering shrubs or perennials. The growth rate of this plant is 12-18" per year, eventually becoming a sizable tree. It is a trouble free plant that transplants well and holds up to our hot, humid summers. Hardy in Zone 4.

***Pinus koraiensis*, KOREAN PINE (15' in 10 years)**

Long bluish-green needles on an irregular tree. A slow grower good for the small landscape. Makes an excellent specimen tree. Zone 4.

***Pinus kwangtungensis*, CHINESE PINE (15' in 10 years)**

This rare Chinese tree is closely allied to the more common *Pinus parviflora* with much the same growth habit. Upright, open growth form. The short needles come in groups of five. Each needle has three surfaces: one is emerald green in color, while the other two are blue. The combination of colors is irresistible to customers who seek out the more interesting plant. Zones 5-7.

**CHECK FOR CURRENT CHANGING
AVAILABILITY & PRICES
ON ALL ITEMS LISTED ABOVE.**

***Pinus mugho*, MUGHO PINE (6' wide x 4' tall in 14 years)**

A very desirable evergreen much in demand. Dark green needles are close together. With only slight pruning, this plant can be kept in bounds. It has proven very useful in home residential plantings, as well as commercial designs. If not trimmed at all, this plant will grow to about 30', if allowed to grow for 100 years or so. It is however, easily maintained and is often trained for Japanese Gardens here in America. Culture: Tolerates salt and roadside conditions well. Is one of the few evergreens that will tolerate island plantings in shopping centers. Grows readily in elevated flower boxes. Adapts well to rocky areas with special mulches. It can be lighted for evening interest, from underneath to highlight any interesting branch characteristics, as is often the case in sizeable plants. Tolerates poor soil, dry, wet, sandy, gravelly, or clay. Tolerates city conditions well. Prefers a silty clay soil, being somewhat moist. pH 6.0 to 7.5. Sun or partial shade. Zone 3. (With moderate pruning, in 10 years a plant is normally 3' tall).

**CHECK FOR CURRENT CHANGING
AVAILABILITY & PRICES
ON ALL ITEMS LISTED ABOVE.**



Pinus nigra, AUSTRIAN PINE (60')

Long, dark green needles. Branches normally bold and upright spreading. Trees are broadly pyramidal in outline. *Pinus nigra* joins *Pinus strobus* as being the top two most popular and most heavily planted Pines in North Eastern and North Central United States today. Normal growth is about an average of 1' per year, thus a 20 years old tree would be 20' tall. Culture: One of the best conifers for adverse growing conditions. Tolerates city smog, as well as calcium chloride along highways, better than any other conifer readily available, that we are aware of. Will grow in wet, dry, sandy, gravelly, or shale soils. Prefers a slightly porous, silty clay loam with adequate fertility and moisture. pH 5.5 to 7.0. Sun or partial shade. Zone 3.

2-	4 - 5'	(26" B&B&R&W)	58.00
2-	5 - 6'	(28" B&B&R&W)	110.00
5-	6 - 7'	(30" B&B&R&W)	120.00
2-	7 - 8'	(32" B&B&R&W)	154.00
1-	8 - 9'	(36-38" B&B&R&W)	195.00
1-	9 -10'	(38-42" B&B&R&W)	240.00
0-	10-11'	(44-46" B&B&R&W)	295.00
0-	11-12'	(46-48" B&B&R&W)	325.00
0-	12-13'	(48-50" B&B&R&W)	395.00
0-	15-16'	(52-54" B&B&R&W)	570.00



Pinus parviflora 'Adcock's Dwarf', ADCOCK'S DWARF JAPANESE WHITE PINE
(3' tall x 3' wide)

A very slow growing cultivar with short gray-green needles clustered on the branch tips. A natural bonsai plant. A very small, slow growing, dwarf conifer. Grows into a tight semi-upright bun. Ideal in rock garden areas. Rarely seen or observed. Prefers full sun. Zone 4.

Pinus parviflora glauca, JAPANESE WHITE PINE

This open-growing, irregularly-pyramidal form has long, twisted needles which are a very nice blue color. Numerous cones which persist, widely opened on the tree, adding another attractive feather. A special selection of the Japanese White Pine. Selected for its bluish colored needles. Normally grows into an irregular, open, pyramidal form. Culture: Prefers full sun. A very nice hardy tree that will become more popular as people begin to know it. Zone 4.


Pinus parviflora glauca 'Early Cone', EARLY CONE JAPANESE WHITE PINE
(6' tall x 3' wide)

Good blue-green color and its claim to fame is that it is loaded with many large cones at a very early age. Pyramidal growth habit. A nice selection for the Japanese or Dwarf Conifer garden. Grows best in full sun. Zone 5.

Pinus parviflora glauca 'Nana', DWARF JAPANESE WHITE PINE
(3' tall x 3' wide)

Short, blue-green needles. The main branches grow in an irregular manner, tending to ascend, on this comparatively narrow *Pinus parviflora*. A real gem for a small garden area. Prefers full sun. Rarely seen. Very limited availability. Zone 4.

CHECK FOR CURRENT CHANGING
AVAILABILITY & PRICES
ON ALL ITEMS LISTED ABOVE.



Pinus parviflora glauca
'Early Cone',

***Pinus resinosa*, AMERICAN RED PINE (50')**

A long, dark green, two-needled evergreen. A boldly branched, semi-erect, broad pyramidal conifer. On older trees, the bark appears brown or somewhat red in general appearance. On older trees, the bark sometimes scales off, giving it a somewhat attractive appearance. This species provides roosting places for many birds. A fine evergreen for backgrounds and distant plantings. Normally dark green with good fertility. Often turns a slight reddish or somewhat yellow in sunlight exposed areas. The boughs will remain dark green throughout the Winter, on the shaded and non-winded side of the tree. A very useful evergreen, as it tolerates wet clay soils easily. Culture: Prefers a clay loam soil, but will tolerate dry growing conditions once established. Keep well watered in summer months after transplanting. pH 5.5 to 7.0. Sun or partial shade. Zone 3. (Tree may become 35' in 30 years).

**SOLD OUT ON MOST SIZES,
A FEW LARGE ONES ARE AVAILABLE,
PLEASE CHECK FOR CURRENT AVAILABILITY AND PRICES!**



***Pinus strobus*, EASTERN WHITE PINE (100')**

A soft needled evergreen. Five needles per follicle. Its general appearance portrays a more softening effect than does *Pinus nigra*, which in contrast is bolder. Needles are bright, light green, sometimes slightly bluish on certain trees. Bark is smooth in trees under 20 years of age, turning from gray to a charcoal color on older trees. Outer epidermis of bark on older trees is somewhat ornamental and is rough and chunky. When trees are young, they lend themselves to annual shearing in the early stages of new growth only. *Pinus strobus* joins *Pinus nigra* as being our most popular pine in both sales and popularity for including into our commercial and residential plantings, and sales to landscape contractors throughout this section of the U.S.A. In sizes under 6', a sheared plant is more appealing to the general public, and are sold extensively in these sizes for balled and burlapped trees in landscape designs and for live and cut Christmas trees. Very useful in landscape construction, as trees at 8' and up start to grow outward and upward, forming a very picturesque branching pattern. This often creates a layering effect with unusual branching that lends itself very artistically to any properly planned residential planting or commercial design. Use as windbreaks, screens, skyline effects in groups of 3, 5 or as an individual specimen tree. An individual tree will grow into a very graceful evergreen shade tree. Older specimen trees are outstanding and picturesque. Culture: Tolerates a wide range of soil conditions, but prefers a sandy or clay loam with adequate moisture. Easily transplanted, as this plant develops more fibrous roots than most conifers. pH 5.5 to 7.0. Sun or partial shade. Zone 3. (Grows approximately 1-2' per year).

Estimated Inventory	Height	Estimated Ball Sizes	Each Price
1,500-	2 - 3'	(20" B&B&R)	29.00
1,900-	3 - 4' Heavy	(22" B&B&R&W)	44.00
1,900-	4 - 5' Heavy	(24" B&B&R&W)	49.00
1,500-	5 - 6' Heavy	(27" B&B&R&W)	68.00
890-	6 - 7' Heavy	(30" B&B&R&W)	94.00
710-	7 - 8' Heavy	(36" B&B&R&W)	144.00
245-	8 - 9' Heavy	(36-42" B&B&R&W)	195.00
190-	9 -10'	(42-44" B&B&R&W)	245.00
95-	10-11'	(42-45" B&B&R&W)	295.00
45-	11-12'	(44-50" B&B&R&W)	325.00
18-	12-13'	(50-52" B&B&R&W)	445.00
9-	13-14'	(52-54" B&B&R&W)	545.00
7-	14-15'	(54-56" B&B&R&W)	645.00
2-	15-16'	(55-58" B&B&R&W)	740.00
2-	16-17'	(58-60" B&B&R&W)	820.00
1-	17-18'	(60-65" B&B&R&W)	920.00
1-	18-19'	(65-75" B&B&R&W)	995.00
1-	19-20'	(75-80" B&B&R&W)	1,245.00

Our White Pine are all near specimen quality, as we trim them each year from three years on. They are all branched to the ground and remain so and continue to grow with a full well shaped form. Our balls are regarded as the best in the industry; they are larger than most others dig and as a result out trees grow and grow and grow...

Picture taken in our White Pine field.

Pinus strobus, Eastern White Pine



***Pinus strobus 'Nana', DWARF WHITE PINE* (3' tall x 4' wide in 10 years)**

A fully dwarf White Pine, growing only a few inches per year. It has long, soft, distinctive blue-green needles, two per fascicle. Suitable for planting in almost any small garden area. It is as hardy as its parent, *Pinus strobus*. We suggest you add a fair amount of normally good soil amendments to maintain a slightly acid soil for best color. Slow growing, rounded plant with short branches and soft puffy mounds of bluish-green needles. Full sun is best. Zone 3.

**CHECK FOR CURRENT CHANGING
AVAILABILITY & PRICES....**

***Pinus strobus 'Pendula', WEEPING WHITE PINE* (20' Tall by 15-20' Wide)**

This popular weeping form of the Eastern White Pine is a robust tree with a very striking look. Long, blue-green needles gently cascade from twisting, pendulous branches, and with the exposed, smooth, grey bark, give a soft, relaxed feeling. Form can vary from tall and slender to low and broad. The long gracefully pendulous branches spread horizontally until they reach the ground. Will become as broad as high in maturity. Prefers full sun. Make a nice specimen plant. Zone 3.

1-	6 - 7'	2.50-3.00"	(Sales Area)	(B&B)	125.00
1-	7 - 8'	3.00-3.50"	(Sales Area)	(B&B)	145.00
1-	8 -10'	3.50-4.00"	(Sales Area)	(B&B)	169.00
1-	8 -10'	4.00-4.50"	(Sales Area)	(B&B)	195.00

***Pinus strobus 'White Mountain', WHITE MOUNTAIN WHITE PINE* (15' in 10 years)**

A new select form of White Pine from Oregon. Outstanding powder blue needles set this tree apart from any other white pine. 'White Mountain' is a very vigorous grower and will become a large tree of transcendent beauty. Upright, broad growth habit. Zone 3. See our tree on display in our 'Wade Botanical Gardens'.

**CHECK FOR CURRENT CHANGING
AVAILABILITY & PRICES....**

***Pinus sylvestris*, SCOTCH PINE (50')**

A very hardy and useful pyramidal shaped conifer. Often in older trees, tops spread into an irregular broad topped evergreen. Branches are often pleasantly brown in Winter. The curvaceous branches add charm and appeal to any landscape planting.

There are numerous strains of Scotch Pine and here at Wade & Gatton Nurseries, you will find that our years of experience and experimentation with Scotch Pine strains have narrowed down to only several outstanding selections. We are growing Van's #31, #33, #35 and a special blue-green strain. Some strains absolutely do not lend themselves for use in landscape designs. You can rely on our selections, as they are time proven as only the best!

Culture: Will tolerate many adverse growing conditions. Plants prefer a sandy or clay loam, silty clay, gravelly or stony soils. Will tolerate dry conditions after established, but requires more than normal moisture immediately after transplanting until established. pH 5.5 to 7.0. Sun or partial shade. Zone 3.

120-	3 - 4'	(24-26" B&B&R&W)	44.00
290-	4 - 5'	(26" B&B&R&W)	58.00
240-	5 - 6'	(26-28" B&B&R&W)	110.00
95-	6 - 7'	(28-30" B&B&R&W)	124.00
10-	7 - 8'	(30-34" B&B&R&W)	154.00
5-	8 - 9'	(36-38" B&B&R&W)	174.00

***Pinus sylvestris glauca* 'Nana', DWARF BLUE SCOTCH PINE**

An attractive, blue-green pine that will eventually grow into a flattened globe form. Requires candle pruning to maintain a round form. A dwarf, globe-shaped, blue-green needled Scotch Pine grafted on a standard. Makes a nice specimen Conifer in rock gardens or other small garden areas. Zone 3.

**CHECK FOR CURRENT CHANGING
AVAILABILITY & PRICES....**

***Pinus wallichiana* 'Zebrina', HIMALAYAN PINE (12')**

A variegated selection of the beautiful Himalayan Pine, with the same long, thin needles of the species but with bands of yellow, creating a lovely effect both close up and when viewing the tree from afar. An upright growing, fairly columnar 12' tree with yellow variegated needles, especially in Winter. The long hanging needles of the "Himalayan Pine" are striking in sun and part shade. Zone 5.

**CHECK FOR CURRENT CHANGING
AVAILABILITY & PRICES....**

***Pseudotsuga menziesii*, DOUGLAS FIR (70')**

Sometimes listed as *Pseudotsuga menziesii*. A pyramidal, narrow, large growing evergreen with blue-green foliage. An excellent evergreen for screens, backgrounds, border plantings, and as an individual specimen tree almost anywhere.

This evergreen has a pointed top with graceful, soft branches arching outward and slightly downward on larger trees. When planted where a skyline effect can be observed, the tree will take on a most striking and beautiful appearance.

Douglas Fir are easily pruned and shaped when small and transplant rather well in all sizes.

Older trees develop 3-4" cones about 1.5-2" wide. Bark on young trees under 20' is smooth, except for resin blisters.

Various strains are available and are classed primarily by seed source. The hardier types are the bluish-green varieties originating from the Rocky Mountain and Colorado areas. The other types being of the Pacific Coast origin are not as hardy. Zone 6. Our strains are the more hardy strains, are blue-green, and are called Lincoln N.F., Penn-Sylvan Isabel strains. More specimen information can be obtained if requested.

Douglas Fir grow to great age and size. Some specimens of the Pacific Coastal areas grow to 300'; although our types in our area seldom attain 80' to 100'. A very important timber tree. Wood is exceptionally strong and used for heavy, structural timbers, plywood and pulp. Douglas Fir makes a very attractive Christmas tree, as needles do not fall or drop. We have trees here in our Nursery that are 34 years old and the trees are 24' to 25' tall. These have been trimmed 10 to 12 times however.

Culture: Douglas Fir tolerate a moderate amount of moisture, but definitely prefer good fertile, well drained soils. They tolerate shale stone, sandy or silt loam soil. pH 5.5 to 6.5. Sun or partial shade. Zone 5.

650-	2 - 3'	(20" B&B&R)	34.00
220-	3 - 4'	(24" B&B&R&W)	49.00
45-	4 - 5'	(26" B&B&R&W)	64.00
5-	5 - 6'	(28" B&B&R&W)	89.00
5-	6 - 7'	(28-32" B&B&R&W)	124.00
5-	7 - 8'	(30-34" B&B&R&W)	195.00
5-	8 - 9'	(36-40" B&B&R&W)	245.00
5-	9 -10'	(42-44" B&B&R&W)	345.00
4-	10-11'	(44-46" B&B&R&W)	445.00
4-	11-12'	(46-52" B&B&R&W)	495.00
5-	12-13'	(48-52" B&B&R&W)	525.00
5-	13-14'	(48-54" B&B&R&W)	595.00
5-	14-15'	(52-54" B&B&R&W)	695.00
5-	15-16'	(54-56" B&B&R&W)	795.00
3-	16-17'	(55-60" B&B&R&W)	995.00
4-	17-18'	(58-62" B&B&R&W)	1,195.00
4-	18-19'	(65-70" B&B&R&W)	1,220.00
1-	19-20'	(70-75" B&B&R&W)	1,740.00
1-	20-21'	(75-80" B&B&R&W)	1,975.00



Pseudotsuga menziesii 'Pendula', WEEPING DOUGLAS FIR (15' in 10 years)

A magnificent weeping specimen. The main leader twists and turns reaching for the sky, while lateral branches mound and spread. Rich dark green color, this plant deserves center stage. Zone 4.

4- 3.00-3.50" 10-12' Tall (RH-Pond) (#20 Container) 395.00

Pseudotsuga menziesii 'Pendula', WADE'S WEEPING DOUGLAS FIR

Rare! New selection developed by Van & Brian Wade. First grafts were grafted by Jules Klein of Lexington, Kentucky. Bluish foliage, strikingly weeping, pendulous branches. Original tree is 40' tall and 12' wide. Very hardy, has withstood -40 degrees F. here in 1992. Limited quantities available! We have two trees planted in our Botanical Gardens next to our Sales Office.

1-	10-11'	(38-42" B&B&R&W)	695.00
1-	11-12'	(42-44" B&B&R&W)	895.00
2-	12-13'	(44-48" B&B&R&W)	995.00
2-	13-14'	(45-50" B&B&R&W)	1,245.00
1-	14-15'	(50-55" B&B&R&W)	1,495.00



Pseudotsuga menziesii 'Pendula', WADE'S WEEPING DOUGLAS FIR

***Taxodium distichum*, BALD CYPRESS (50-100' tall x 20-30' spread)**

Native. Small leaves spirally around stem. Foliage is sage green in summer, russet, soft brown to orangish brown in fall. Fruits are 1-2" cones, seeds are eaten by birds. Pyramidal form when you with horizontal branching. Deciduous. Reddish-brown, fibrous bark. Large taproot, heat and drought tolerant. Moderate growth rate. Sun. Grows in variety of soils from wet, dry to compacted. Zones 4-9.

CONTAINER GROWN BALD CYPRESS

1-	2.00-2.50"	8-9' Tall	(Container)	195.00
2-	2.50-3.00"	9-10' Tall	(Container)	245.00
3-	3.00-3.50"	9-12' Tall	(#20 Container)	295.00

FIELD GROWN BALD CYPRESS

1-	2.00-2.50"	(26-28" B&B&R&W)	195.00
2-	2.50-3.00"	(28-32" B&B&R&W)	245.00
1-	3.00-3.50"	(34-38" B&B&R&W)	295.00
2-	3.50-4.00"	(38-42" B&B&R&W)	345.00
3-	4.00-4.50"	(40-44" B&B&R&W)	445.00
2-	4.50-5.00"	(42-45" B&B&R&W)	540.00
1-	5.00-5.50"	(45-50" B&B&R&W)	590.00
4-	5.50-6.00"	(50-54" B&B&R&W)	640.00
6-	6.00-6.50"	(54-58" B&B&R&W)	695.00
4-	6.50-7.00"	(58-60" B&B&R&W)	795.00
12-	7.00-7.50"	(60-65" B&B&R&W)	895.00
12-	7.50-8.00"	(65-68" B&B&R&W)	995.00
10-	8.00-8.50"	(70-80" B&B&R&W)	1,040.00
9-	8.50-9.00"	(74-80" B&B&R&W)	1,290.00
6-	9.00-9.50"	(80-90" B&B&R&W)	1,440.00
4-	9.50-10.00"	(85-90" B&B&R&W)	1,625.00
4-	10.00-11.00"	(90" B&B&R&W)	1,995.00

MULTI-STEMMED BALD CYPRESS

2-	6 - 8' Multi-Stemmed	(B&B&R&W)	245.00
2-	8 -10' Multi-Stemmed	(B&B&R&W)	295.00
2-	10-12' Multi-Stemmed	(B&B&R&W)	445.00
2-	12-14' Multi-Stemmed	(B&B&R&W)	590.00

THUJA - THE ARBORVITAE FAMILY”

Arborvitae are usually dense, pyramidal, globose, golden, light or dark green evergreens.

They are used to a great extent for narrow screens and wind breaks and provide a narrow, but tall border where evergreen foliage is required. They require very little pruning and are in great demand.

They are great for accents, and are desired by many!



Thuja occidentalis 'Elegantissima', ELEGANTISSIMA ARBORVITAE (10-12')

Dark green, attractive foliage is minutely tipped golden. Plant grows cone-shaped, pyramidal, wider at bottom. Broader and darker green than *Thuja pyramidalis*. Requires very little pruning and grows naturally much fuller than *Thuja occidentalis nigra*. Our 8-9' plants are 5-6' wide and very full. A desirable specimen, or as a group of three in an open grassy area spaced 12' apart. Culture: Prefers well drained soils, moist, sandy or clay or shaley loam soils. pH 6.0 to 7.5. Sun. Zone 4.

1-	8 - 9' Hvy.	(Upper Valley)	(32" B&B&R&W)	195.00
2-	9 -10' Hvy.	(Upper Valley)	(36" B&B&R&W)	224.00
3-	10-11' Hvy.	(Upper Valley)	(40-42" B&B&R&W)	245.00
3-	11-12' Hvy.	(Upper Valley)	(42-44" B&B&R&W)	290.00

Thuja occidentalis globosa 'Aurea', GOLDEN GLOBE ARBORVITAE (10-12')

A golden form of Arborvitae with green and gold foliage. Requires very little pruning. Slow grower. Culture: Prefers well drained soils, moist, sandy or clay or shaley loam soils. pH 6.0 to 7.5. Sun. Zone 4.

1-	21-24"	(RHOD)	(#7 Container)	29.95
9-	24-30"	(RHOD)	(#7 Container)	32.00
2-	30-36"	(RHOD)	(#7 Container)	34.95

Thuja occidentalis 'Elegantissima'
ELEGANTISSIMA ARBORVITAE



Thuja occidentalis 'Rheingold', RHEINGOLD ARBORVITAE

A very slow growing dense evergreen, mound shaped, of brilliant gold becoming bronze tinted in summer and copper in Autumn. Makes an excellent contrast for green and blue foliaged plants. Its overall effect is a soft globe in youth, maturing into an unusually attractive billowy broad mound.

**CHECK FOR CURRENT CHANGING
AVAILABILITY & PRICES....**

Thuja occidentalis 'Hetz Midget', HETZ MIDGET ARBORVITAE

The soft green foliage of 'Hetz Midget' grows layered in sprays. Slow growing and compact form.

44-	15-18"	(AP)	(#3 Container)	14.95
1-	18-24"	(19)	(#3 Container)	19.95
1-	24-30"	(21)	(#3 Container)	19.95

Thuja occidentalis 'Holmstrup', HOLMSTRUP ARBORVITAE (4-5')

A very compact plant with an upright habit. Bright green color and light bushy foliage gives the plant a textured appearance. Does well in light shade, tolerates poor drainage. A new, hardy upright evergreen for the landscape. Zone 3.

**CHECK FOR CURRENT CHANGING
AVAILABILITY & PRICES....**



Thuja occidentalis 'Hetz Midget', HETZ MIDGET ARBORVITAE

Thuja occidentalis 'Nigra', AMERICAN DARK GREEN ARBORVITAE (20')

summer and remains dark green all winter. It is for this reason it is so named. Its general growth is broader and a little wider than *Thuja pyramidalis.*, but it is still very pyramidal, almost columnar. It will grow to 20' and is frequently planted as an accent or specimen plant. It can be planted as hedges, spaced 4' to 5' apart. It makes a good shelterbelt plant to stop drifting snows or plant to shelter areas from cold or dehydrating winds. Often used as a foundation plant, singly or in groups. American Dark Green Arborvitae is a cultivar that requires very little pruning to maintain general form. It does however, take to pruning well and its growth can be restricted by pruning. Culture: It will tolerate many soil conditions, wet or dry, sand, gravel, shale, clay, but be sure to water well and give it adequate moisture. pH 6.5 to 7.5. Sun or partial shade. Zone 3.

FIELD GROWN AMERICAN DARK GREEN ARBORVITAE

160-	3 - 4'	(22" B&B)	34.00	*****
140-	4 - 5'	(23" B&B)	39.00	*****
55-	5 - 6'	(24-26" B&B)	49.00	*****
75-	6 - 7'	(25-26" B&B)	58.00	54.00
45-	7 - 8'	(28-29" B&B&R&W)	89.00	79.00
20-	8 - 9'	(30-32" B&B&R&W)	114.00	105.00
12-	9 -10'	(32-36" B&B&R&W)	124.00	115.00
10-	10-11'	(34-36" B&B&R&W)	145.00	*****
10-	11-12'	(36-38" B&B&R&W)	195.00	*****
4-	12-13'	(38-40" B&B&R&W)	275.00	*****
3-	13-14'	(40-42" B&B&R&W)	345.00	*****
5-	14-15'	(42-44" B&B&R&W)	440.00	*****
2-	15-16'	(44-48" B&B&R&W)	495.00	*****
1-	16-17'	(52" B&B&R&W)	540.00	*****
1-	17-18'	(54" B&B&R&W)	695.00	*****



***Thuja occidentalis 'Pyramidalis'*, PYRAMIDAL ARBORVITAE (25')**

A narrow, spire-shaped, columnar, upright growing evergreen with bright green, flat appearing foliage. Colors up well with adequate fertility. Stays compact with moderate pruning. An old time favorite for individual specimen plants in the home landscape. Used primarily for screens, windbreaks, and hedging. Plant 36 to 40" apart for best results, as plants seldom reach 4' wide. Specimens 15' tall are 3 to 4' wide, unless top pruned for width. If top pruning is maintained width may be increased to 5 to 6' maximum. Culture: Prefers clay loam soil types, but grows well in moist or dry growing conditions, but prefers more moisture. pH 6.5 to 7.5. Sun. Zone 3.

Note: This cultivar is not quite as bright green as the Emerald Green Arborvitae, but does grow slightly faster and 15% wider, but even at 12' tall is only 5' wide. Very hardy, has held up to -50 degrees below zero in 1992, with no damage!

FIELD GROWN PYRAMIDAL ARBORVITAE

			List	*Special*
10-	36-42"	(21" B&B&R&W)	34.00	*****
5-	42-48"	(22" B&B&R&W)	36.00	*****
35-	4.0-4.5'	(23" B&B&R&W)	39.00	*****
110-	4.5-5.0'	(24" B&B&R&W)	44.00	*****
85-	5.0-6.0'	(25" B&B&R&W)	49.00	44.00
45-	6.0-7.0'	(27" B&B&R&W)	58.00	52.00
65-	7.0-8.0'	(29" B&B&R&W)	89.00	69.00
85-	8.0-9.0'	(32" B&B&R&W)	114.00	84.00
60-	9.0-10'	(36-38" B&B&R&W)	124.00	94.00
2-	10-11'	(38-40" B&B&R&W)	145.00	*****
4-	11-12'	(40-42" B&B&R&W)	195.00	*****
15-	12-13'	(42-46" B&B&R&W)	275.00	*****
15-	13-14'	(46-48" B&B&R&W)	345.00	*****
5-	14-15'	(48-50" B&B&R&W)	440.00	*****
4-	15-16'	(48-50" B&B&R&W)	495.00	*****
2-	16-17'	(50-52" B&B&R&W)	540.00	*****
2-	17-18'	(52-55" B&B&R&W)	695.00	*****
1-	18-19'	(55-58" B&B&R&W)	745.00	*****
1-	19-20'	(56-58" B&B&R&W)	895.00	*****

Thuja occidentalis 'Pyramidalis'
PYRAMIDALARBORVITAE
(9' tall in February- 2006)



Thuja occidentalis 'Smargd', EMERALD GREEN ARBORVITAE (10-15')

Foliage: Bright emerald green foliage holds its color all winter. **Growth Habit:** Has a very excellent compact, narrow, upright, pyramidal, formal shape. **Culture:** Silt clay loam, moist, well drained. pH 6.0 to 7.5. Sun. Zone 3.

CONTAINER GROWN EMERALD GREEN ARBORVITAE

22-	30-36"	(#4 Container)	21.95
10-	36-42"	(#7 Container)	34.00
5-	48-60"	(Container)	39.00
1-	5 - 6'	(#7 Container)	49.00
1-	6 - 7'	(#10 Container)	58.00
2-	7 - 8'	(#15 Container)	94.00

FIELD GROWN B&B EMERALD GREEN ARBORVITAE

45-	30-36"	(18-20" B&B&R)	32.00
140-	36-42"	(20-22" B&B&R)	34.00
110-	42-48"	(22-24" B&B&R&W)	39.00
95-	4.0-5.0'	(24" B&B&R&W)	44.00
65-	5.0-6.0'	(26" B&B&R&W)	54.00
45-	6.0-7.0'	(28" B&B&R&W)	68.00
15-	7.0-8.0'	(30" B&B&R&W)	105.00
2-	8.0-9.0'	(34" B&B&R&W)	114.00
2-	9.0-10.0'	(36" B&B&R&W)	124.00
2-	10-11'	(38" B&B&R&W)	145.00
1-	11-12'	(40" B&B&R&W)	195.00



***Thuja occidentalis* 'Spirilis', SPIRILIS ARBORVITAE (30')**

An unusual Arborvitae, as not many are grown. Our stock limited to the sizes shown. Very hardy, have survived -50 degrees below zero F. They make a choice specimen tree or use as a screen or windbreak. Branchlets are spirally arranged. Grows 30' tall in about 35-40 years. Grows rather narrow but just slightly broader than *Thuja occidentalis* 'Pyramidalis'. Culture: Silt clay loam, moist, well drained. pH 6.0 to 7.5. Sun. Zone 3.

2-	9 -10'	(Upper Valley Farm	(40-42" B&B&R&W)	225.00
2-	10-12'	(Upper Valley Farm)	(42-44" B&B&R&W)	240.00
5-	12-14'	(Upper Valley Farm)	(44-46" B&B&R&W)	275.00



Thuja occidentalis 'Techny', MISSION ARBORVITAE (20')

This variety of Arborvitae was found growing in the Mission Gardens at Techny, Illinois. It is outstanding for its intense dark green color. This Arborvitae is a broader growing form than American Dark Green Arborvitae. Probably about 1/4 wider. Bottoms fill out with shearing. An excellent background plant for medium to narrow screens, borders, windbreaks, and shelterbelts. It does not winter burn or change color regardless of winter conditions. Culture: Prefers rather clay base soils, moist, but tolerates dryness. pH 6.5 to 7.5. Sun. Zone 3.

FIELD GROWN AMERICAN DARK GREEN ARBORVITAE

			List	*Special*
110-	3 - 4'	(22" B&B)	34.00	*****
65-	4 - 5'	(23" B&B)	39.00	*****
75-	5 - 6'	(24-26" B&B)	49.00	46.00
80-	6 - 7'	(25-26" B&B)	58.00	54.00
20-	7 - 8'	(28-29" B&B&R&W)	89.00	84.00
25-	8 - 9'	(30-32" B&B&R&W)	114.00	105.00
2-	9 -10'	(32-36" B&B&R&W)	124.00	*****
4-	10-11'	(34-36" B&B&R&W)	145.00	*****
4-	11-12'	(36-38" B&B&R&W)	195.00	*****
4-	12-13'	(38-40" B&B&R&W)	275.00	*****
6-	13-14'	(40-42" B&B&R&W)	345.00	*****
6-	14-15'	(42-44" B&B&R&W)	440.00	*****
2-	15-16'	(44-48" B&B&R&W)	495.00	*****
2-	16-17'	(52" B&B&R&W)	540.00	*****
1-	17-18'	-----	695.00	*****



Thuja occidentalis 'Tom Thumb', TOM THUMB ARBORVITAE (5-7' tall)

An excellent specimen plant, this shrub stays nicely dense in form even when mature. Sun or partial shade. Zone 2.

7-	12-15"	(19)	(Container)	17.95
5-	15-18"	(19)	(Container)	18.95
13-	18-24"	(19)	(Container)	19.95
11-	24-30"	(16, 19)	(Container)	24.95
8-	30-36"	(19)	(Container)	29.95

Thuja plicata 'Green Giant', GREEN GIANT ARBORVITAE (30-50' tall)

Shiny green foliage, fern-like. A very fast grower. Deer resistant foliage. Requires partial to full sun, will tolerate almost any soil condition. Can be used for screening or as a hedge. Superior wind resistance. Zone 4-8.

3-	3 - 4'	(PH-BH)	(#5-7 Container)	39.95
12-	4 - 5'	(PH-BH)	(#7 Container)	44.00
2-	5 - 6'	(PH-BH)	(#7 Container)	54.00



Thuja occidentalis 'Woodwardi', WOODWARD GLOBE ARBORVITAE (4')

Naturally grows into a round ball or globe shape. Dwarf as compared to most other American Arborvitae cultivars. Easy to maintain as an accent plant, as it requires little pruning. Plant will grow from an 18" plant to 4' tall and 4' wide in about 12 years. Globe Arborvitaes will grow almost anywhere. Culture: Grows well in clay, gravel, sand, shale, or naturally good rich topsoil. Fertilize it moderately and it will respond well and become dark green through the summer months. pH 6.0 to 7.5. Sun. Zone 3.

1-	15-18"	(PH-19)	(#3 Container)	14.95
5-	18-21"	(PH-19)	(#3 Container)	14.95
12-	21-24"	(PH-19)	(#3 Container)	19.95
3-	24-30"	(DA)	(B&B&R&W)	24.00
3-	30-36"	(DA)	(B&B&R&W)	29.00

FIELD GROWN GLOBE ARBORVITAE

				List	*Special*
110-	24-30"	(Upper Valley)	(21-22" B&B-HD)	34.00	26.00
120-	30-36"	(Upper Valley)	(22-24" B&B&R&W)	42.00	32.00
95-	3-3.5'	(Upper Valley)	(24" B&B&R&W)	49.00	38.00
85-	3.5-4'	(Upper Valley)	(27" B&B&R&W)	54.00	44.00
110-	4-4.5'	(Upper Valley)	(30-32" B&B&R&W)	89.00	69.00



“TSUGA - THE HEMLOCKS”

If we were to select one evergreen for our yard or gardens, we would choose the Hemlocks. We consider them to be the most graceful and beautiful of the large evergreen conifers. We are listing now for the first time some of the new weeping, exotic, rare and unusual types as they are hardy and will grow here.

***Tsuga canadensis*, CANADIAN HEMLOCK**

(20' in 25 years with slight pruning or eventually 75' in 100 years).

One of the very finest evergreens for landscape use. Its natural growth with moderate trimming, softens and readily conceals harsh corners or undesirable objects in the background. It lends itself readily to screens and creates a feeling of softness, as the fine textured needles do not appear stiff and bold as do many conifers. Culture: This evergreen enjoys good deep soil drainage and if a clay subsoil exists, a French drainage system is essential to assure a vigorous, healthy plant. Requires a soil pH of 5.5 to 6.5. Grows quite large, but readily adapts to trimming and shearing. Can be kept quite dwarf, if desired. Enjoys either sun or shade. Zone 3.

(1-28-11)			List	Special
150-	2.0-3.0' Heavy	(22-24" B&B&R&W)	39.00	34.00
175-	3.0-4.0' Heavy	(24" B&B&R&W)	54.00	49.00
320-	4.0-5.0' Heavy	(24-26" B&B&R&W)	89.00	79.00
240-	5.0-5.5' Heavy	(24-28" B&B&R&W)	119.00	95.00
170-	5.5-6.0' Heavy	(28-30" B&B&R&W)	124.00	110.00
10-	6.0-6.5' Heavy	(32-36" B&B&R&W)	132.00	119.00
2-	6.5-7.0' Heavy	(36-38" B&B&R&W)	159.00	144.00
0-	7.0-8.0'	(38-40" B&B&R&W)	295.00	*****
0-	8.0-9.0'	(40-42" B&B&R&W)	340.00	*****
0-	9.0-10'	(42-44" B&B&R&W)	440.00	*****
1-	10-12'	(45" B&B&R&W)	540.00	



Tsuga canadensis, CANADIAN HEMLOCK



***Tsuga canadensis* 'Gentsch White', GENTSCH WHITE HEMLOCK**
(8-10' tall x 4-5' wide in 15 years)

Growth tips are a silver white and inside is emerald green. Very dwarf and slow growing, but may get 8-10' tall x 5' wide in 15 years. Zone 4.

1-	24-30"	(PH-13)	(Container)	114.00
----	--------	---------	-------------	--------

***Tsuga canadensis* 'Golden Splendor', GOLDEN SPLENDOR HEMLOCK**
(12-15' tall in 12 to 15 years)

Fairly rapid grower, vigorous, nice gold color all year. Zone 4.

2-	4 - 5'	(RHOD)	(Container)	124.00
1-	5 - 6'	(RHOD)	(Container)	144.00
1-	6 - 7'	(RHOD)	(Container)	164.00
1-	7 - 8'	(RHOD)	(Container)	189.00

***Tsuga canadensis* 'Jacqueline Verkade', JACQUELINE VERKADE HEMLOCK**
(12-18" tall x 10" spread)

Large trees of boreal forests that must have cool, moist conditions to thrive. Young trees and dwarf forms, particularly variegated cultivars, need at least some shade from strong sun. One of the most compact varieties, a bun of tiny, grey-green needles; perfect for troughs and other containers in partial shade. Zone 4.

2-	21-24"	(PH-13)	(Container)	69.00
1-	24-30"	(PH-13)	(Container)	94.00
5-	30-36"	(PH-13)	(Container)	119.00
1-	36-48"	(PH-13)	(Container)	144.00

***Tsuga canadensis* 'Jeddeloh', JEDDELOH HEMLOCK**
(Grows only 12-30" tall x 3-5' wide)

A very dwarf spreading Hemlock that grows into a nice mound with arching tips with a slightly depressed center. Excellent for a small landscape planting. Very slow growing. Thrives in moist, but well drained soils. Zone 4.

1-	24-30" Wide	(PH-13)	(#5 Container)	144.00
1-	30-36" Wide	(PH-13)	(#5 Container)	158.00
1-	36-48" Wide	(PH-13)	(#5 Container)	195.00

***Tsuga canadensis* 'Lewisii', LEWISII HEMLOCK** (8-10' tall x 5' wide in 30 years)

Very dwarf and slow growing. Only grows inches a year! See our two plants in our Botanical Gardens. Very hardy. Give good soil drainage and adequate moisture and an acid soil. Zone 4.

12-	02-10"	(PH-BH)	(Container)	34.95
-----	--------	---------	-------------	-------

***Tsuga canadensis* 'New Gold', NEW GOLD HEMLOCK (30-40' tall)**

Evergreen. Chartreuse-yellow foliage. Full sun. Water regularly, do not overwater. Provides great winter interest in the landscape. pH 5.6 to 6.0. Zone 3a.

2-	30-36"	(PH-13)	(Container)	95.00
8-	36-48"	(PH-13)	(Container)	114.00

***Tsuga canadensis* 'Pendula', WEEPING HEMLOCK (30-40' tall)**

A slow-growing, spreading, mound-forming shrub with pendent branches. Very attractive hanging over a bank or wall. In general, this is a broadly conical, evergreen, usually with multiple trunks and deeply fissured, purple-gray bark. Mid-green leaves are linear and finely toothed. A few short leaves lie flat along shoots. Tree is monoecious and female cones are oblong-conical, up to 3/4 inches. Does well in shade especially when young. Responds well to clipping and shearing if needed to make a tall hedge. Many cultivars available. Zone 4.

1-	24-30"Light	(PH-13)	(Container)	75.00
1-	30-36"Light	(PH-13)	(Container)	79.00
1-	36-48"Light	(PH-13)	(Container)	89.00
1-	4 - 5' Light	(PH-13)	(Container)	175.00

***Tsuga canadensis* 'Sargentii', SARGENT WEEPING HEMLOCK
(10-15' tall x 20-30' wide)**

One of the best weeping evergreens for general use. Broadly weeping habit can be controlled with pruning. Has great worth because of its ability to be grown in a number of environments and soils. Zone 4.

2-	36-48" Wide		(Container)	148.00
----	-------------	--	-------------	--------

***Tsuga caroliniana*, CAROLINA HEMLOCK (60' tall)**

Thick dark green foliage. Zone 5, but hardy here. See our plant in our Botanical Gardens below our Dick and Jane Ward Hosta Collection #5.

2-	12-14'	(PAST RHOD)	(B&B&R&W)	420.00
----	--------	-------------	-----------	--------

***Tsuga sieboldii*, SIEBOLD HEMLOCK (15' tall)**

A medium sized, dense conifer, tree or bush form. Zone 5.

1-	3 - 4'	(HEMLOCK)	(B&B)	179.00
1-	4 - 5'	(HEMLOCK)	(B&B)	205.00



**Van Wade
in a field of
Abies concolor,
Concolor Fir**

**Brian Wade
in a field of
Picea abies,**





Above:
A nice block of
Pseudotsuga menziesii,
Douglas Fir



Below:
Joel Likins and
Robbie Smith
shown with a
Picea glauca
White Spruce
8-9' tall being
dug for a customer.

